OPTI FIT®
JAKA-BKL GmbH
Jaka Straße 3
D-32351 Stemwede-Wehdem

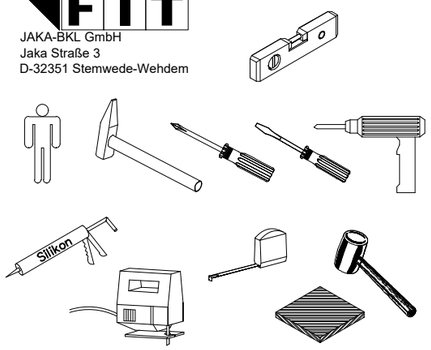



1 → 2 → 3 ...

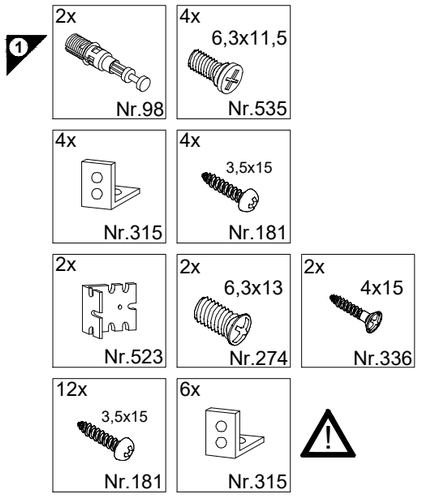

Service-Hotline
01805-678101
0,14€ pro Minute
++49 für Österreich
Auslandstarif pro Minute
service@jaka-bkl.de
voor Nederland en België
00800-40119350
benelux@jaka-bkl.de

Montageanleitung

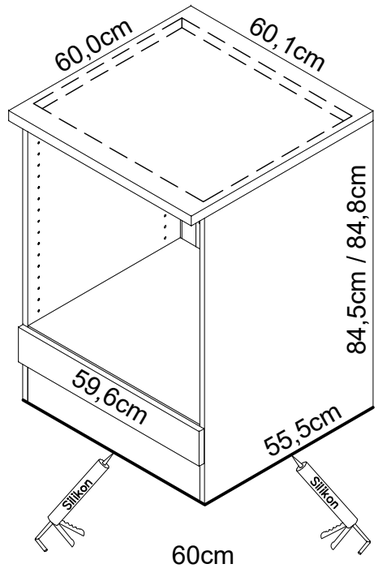

U634-6 / U634-9

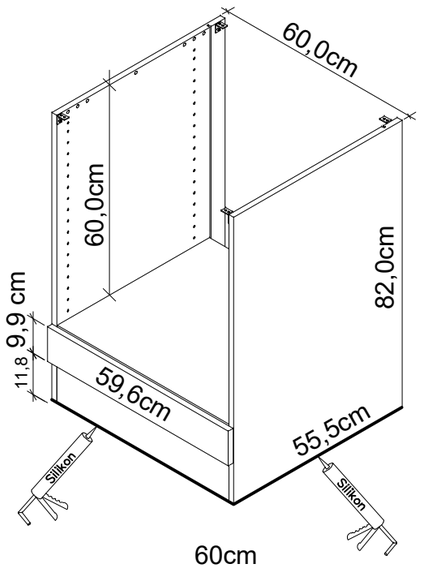

UO634-6 / UO634-9

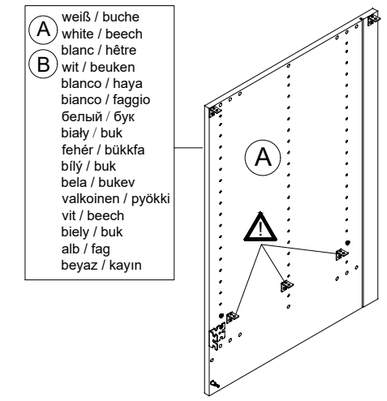

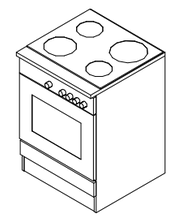

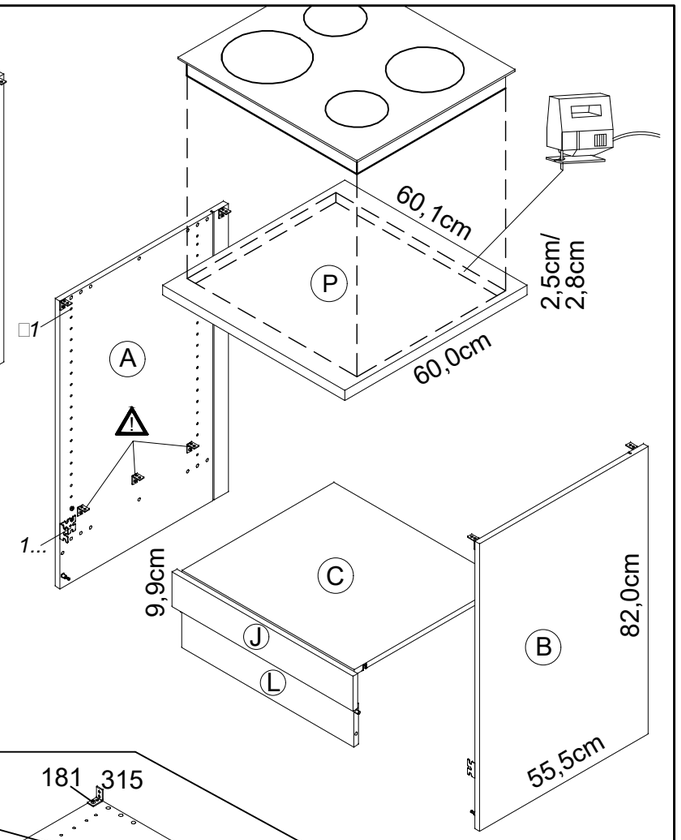

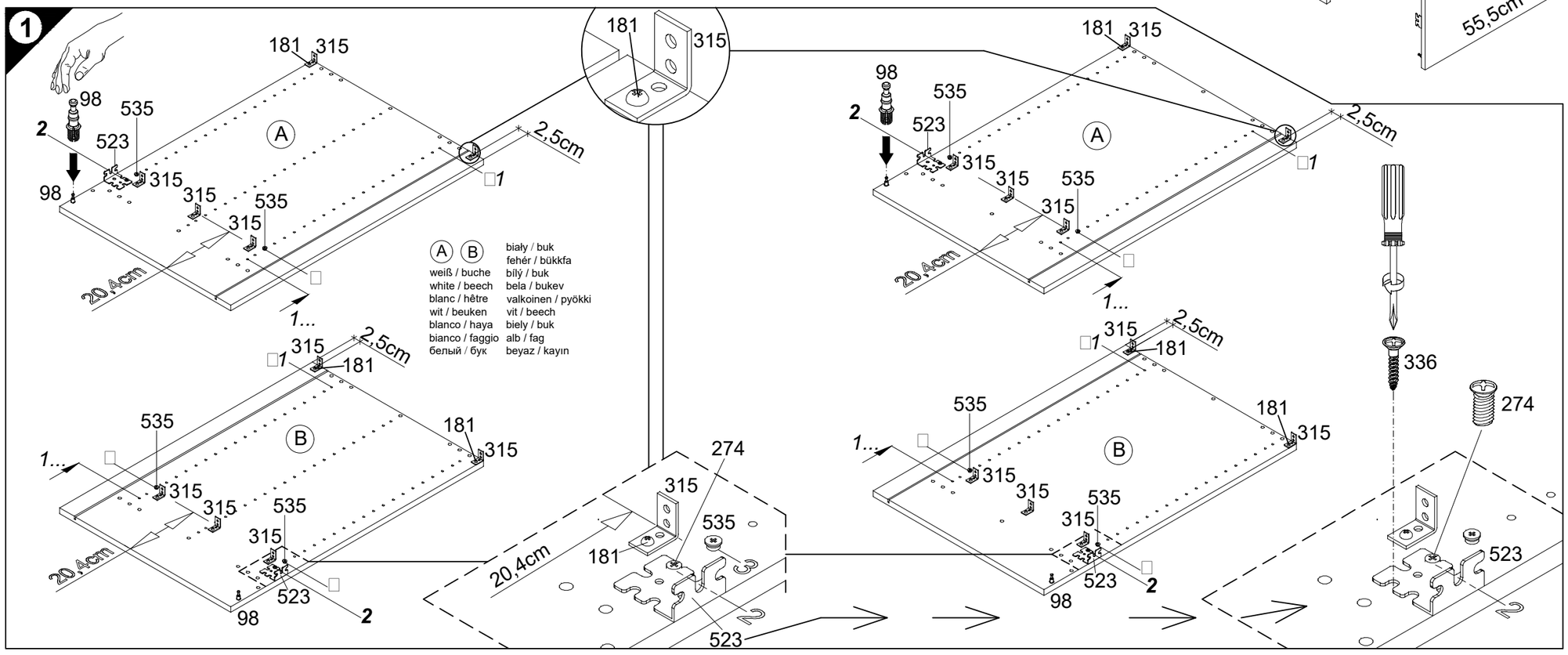

Ersatzteile/Spare parts/pièces de rechange/Reserveonderdelen/Piezas de recambio/Ricambi/Запасные части/Części zamienne/pótalkatrészek/Náhradní části/Nadomestni deli/varaosat/reservdelar/náhradné diely/Utilizaţi piese de schimb/Yedek parçalar

60cm	U□O□634-6	|A| E981021	|B| E981022	|C| E950223	|J| E940560	|L| E970973	|P| E441103
60cm	U□O□634-9	|A| E961021	|B| E961022	|C| E950223	|J| E940560	|L| E970973	|P| E540103
weiß/buche white/beech.....	U□O□634-9	|A| E981021	|B| E981022	|C| E950223	|J| E940560	|L| E970973	|P| E540103

500446.1A 04/20 cb

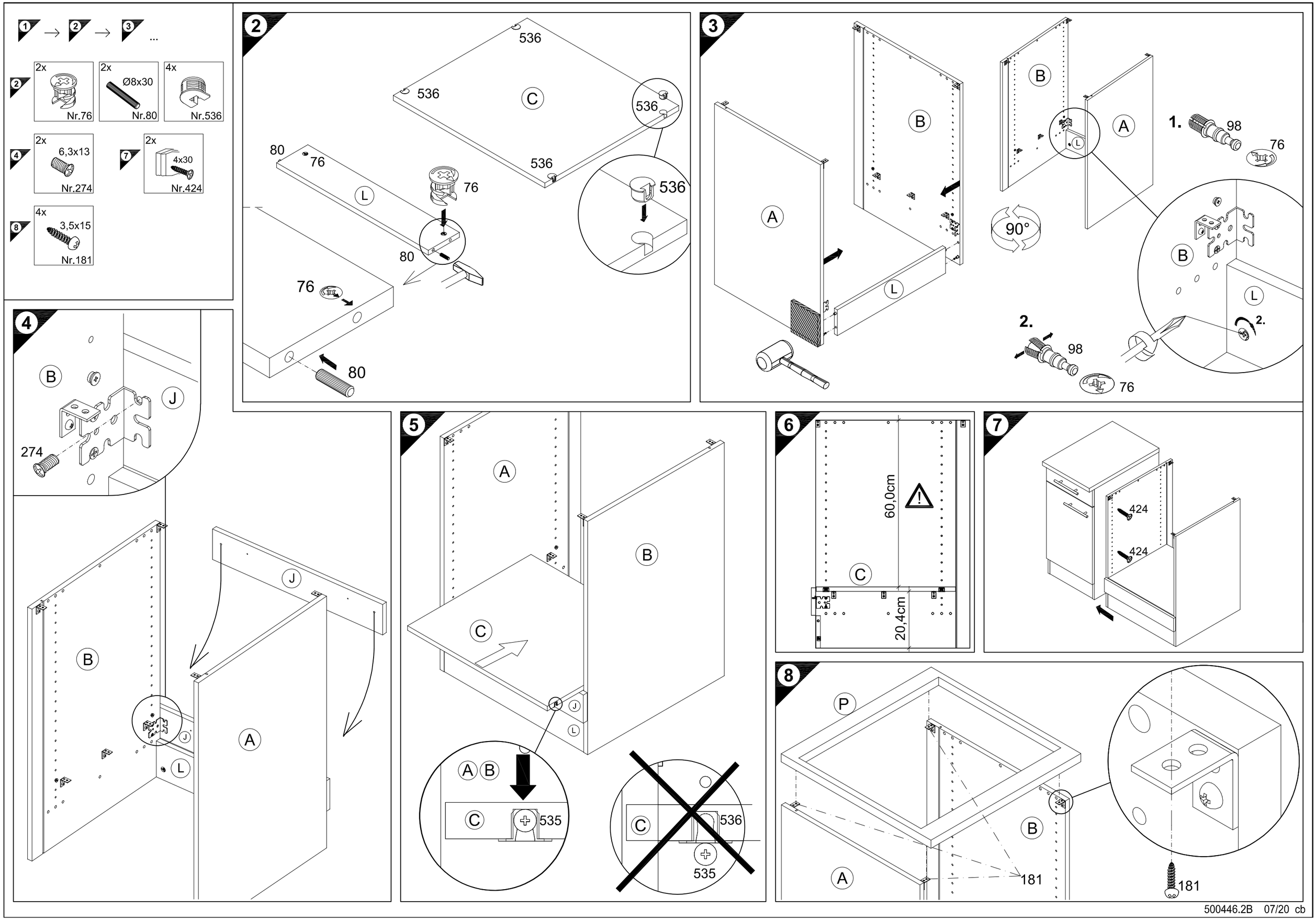

500446.2B 07/20 cb

Montageanleitung

JAKA-BKL GmbH
Jaka Straße 3
D-32351 Stemwede-Wehdem

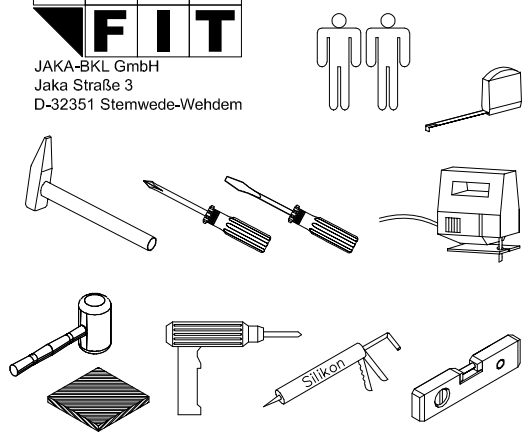



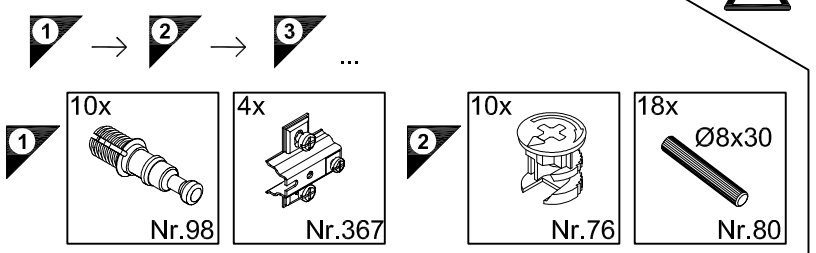

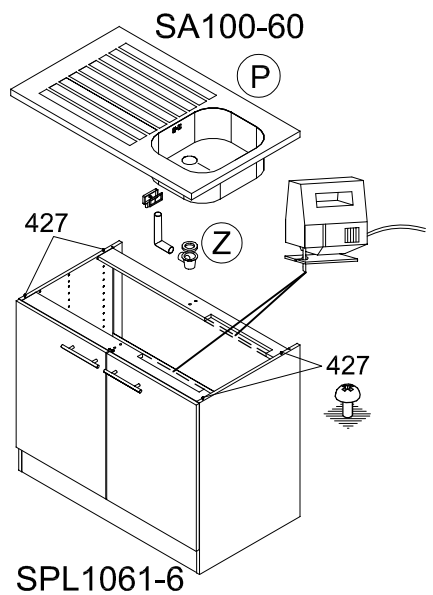

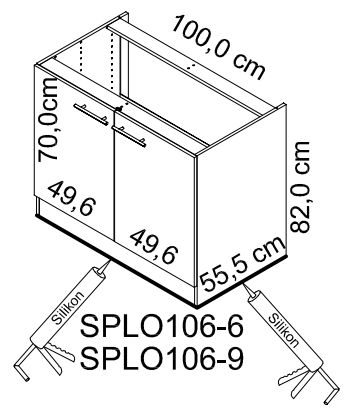

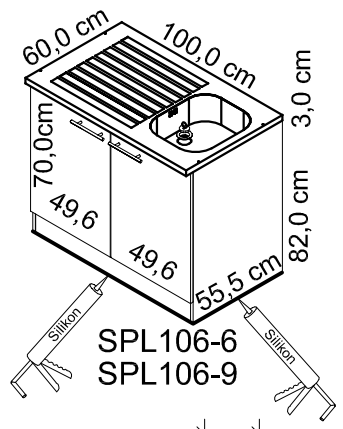

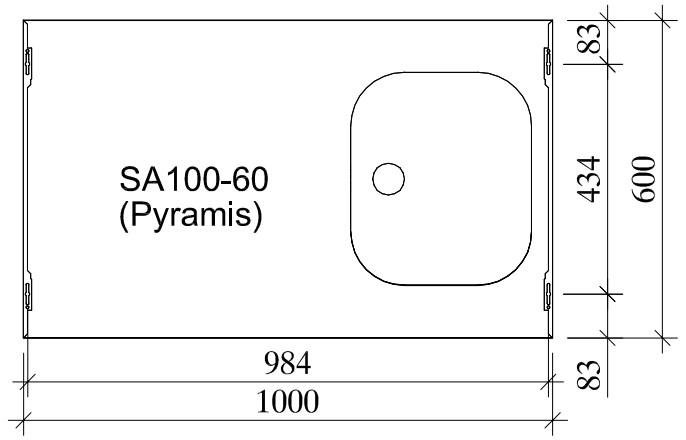

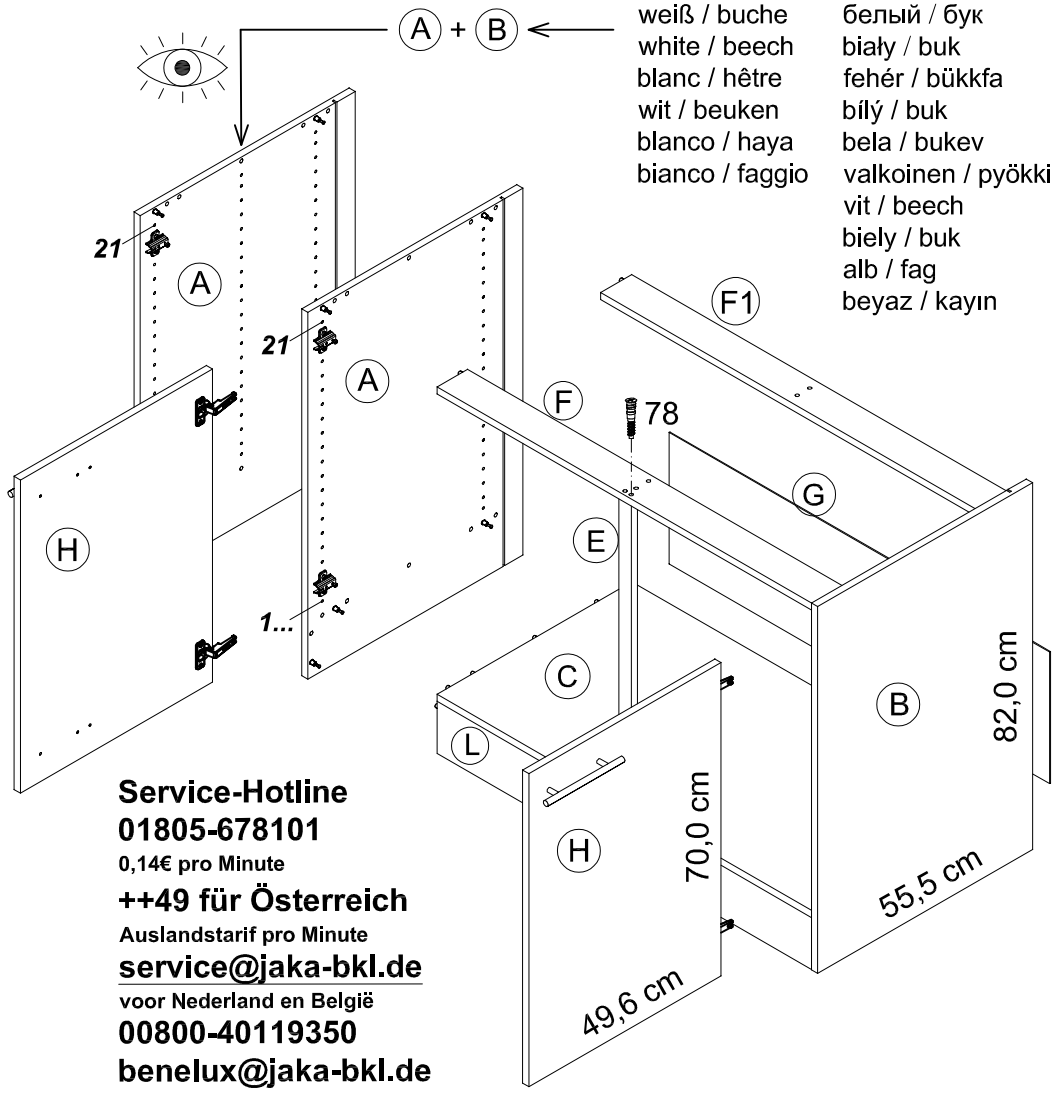

Service-Hotline
01805-678101
0,14€ pro Minute
++49 für Österreich
Auslandstarif pro Minute
service@jaka-bkl.de
voor Nederland en België
00800-40119350
benelux@jaka-bkl.de

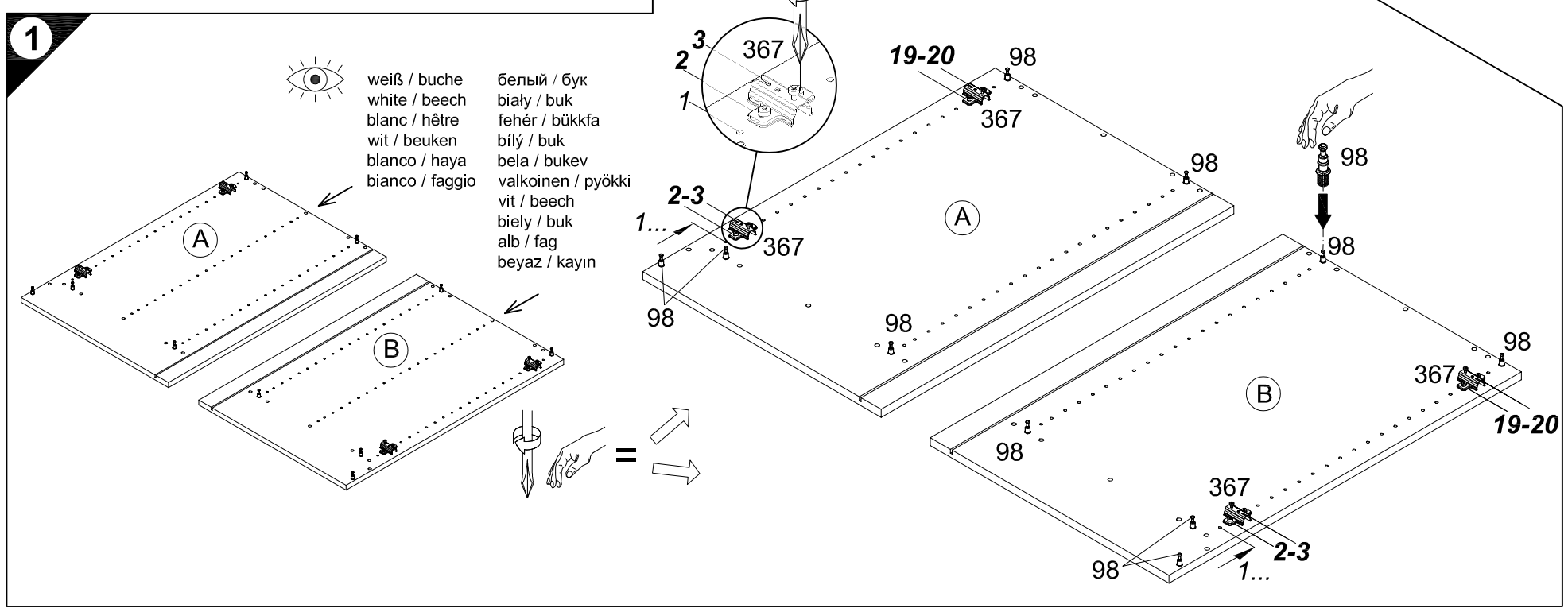

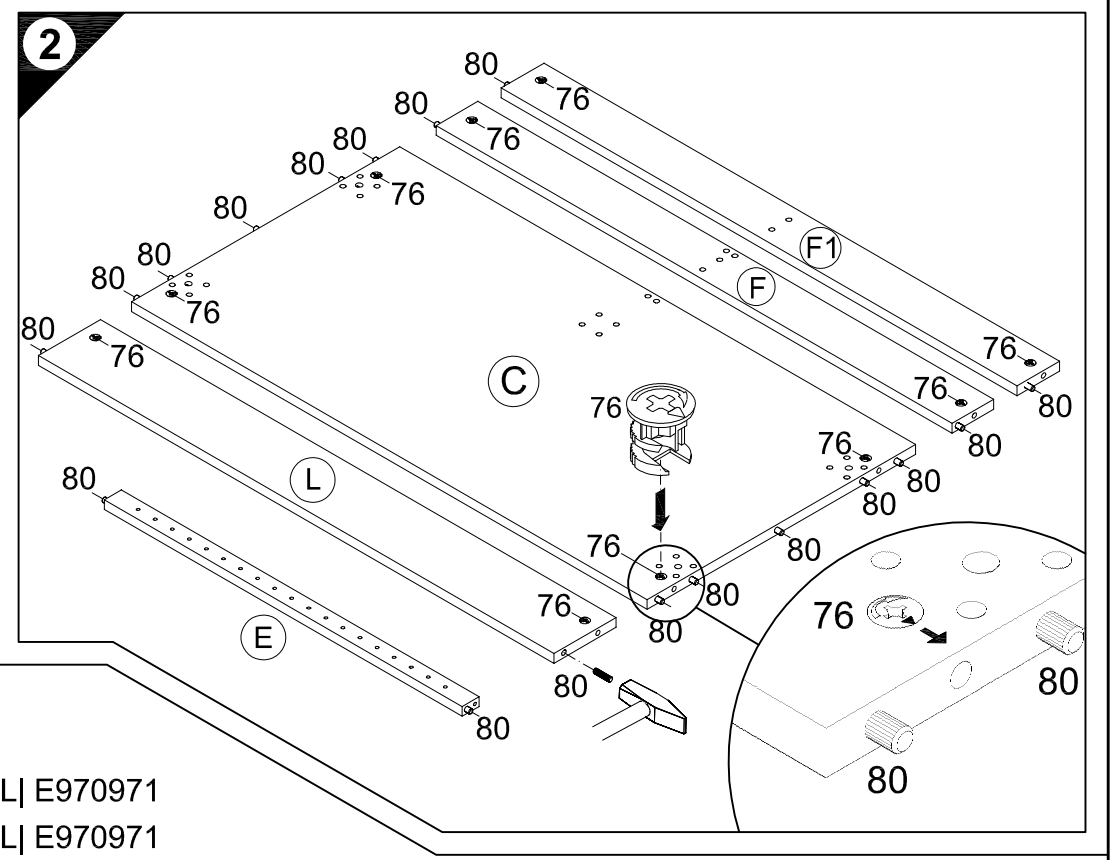

Ersatzteile / Spare parts / pièces de rechange / Reserveonderdelen / Piezas de recambio / Ricambi / Запасные части / Części zamienne / pótalkatrészek / Náhradní části / Nadomestni deli / varaosat / reservdelar / náhradné diely / Utilizaţi piese de schimb / Yedek parçalar

100cm	SPLO106-6	|A| E961021	|B| E961022	|C| E951211	|E| E940099	|F| E942971	|F1| E952971	|G| E445116	|H| E940622	|L| E970971				
100cm	SPLO106-9	|A| E961021	|B| E961022	|C| E951211	|E| E940099	|F| E942971	|F1| E952971	|G| E445116	|H| E940622	|L| E970971				
100cm	SPL106-6	|A| E961021	|B| E961022	|C| E951211	|E| E940099	|F| E942971	|F1| E952971	|G| E445116	|H| E940622	|L| E970971	|P| E446461	|Z| E446520		
100cm	SPL106-9	|A| E961021	|B| E961022	|C| E951211	|E| E940099	|F| E942971	|F1| E952971	|G| E445116	|H| E940622	|L| E970971	|P| E446461	|Z| E446520		

weiß / buche, white / beech, blanc / hêtre, wit / beuken, blanco / haya, bianco / faggio, белый / бук, biały / buk, fehér / bükkfa, bílý / buk, bela / bukev, valkoinen / pyökki, vit / beech, biely / buk, alb / fag, beyaz / kayın → SPLO106-6, SPLO106-9, SPL106-6, SPL106-9 | **|A| E981021 |B| E981022**

1 → 2 → 3 ...

3 — 2x 7x42 E Nr.78

4 — 10x Nr.204

5 — 4x Nr.365

8 — 4x 3,5x30 Nr.427

9 — 2x 4x30 Nr.424

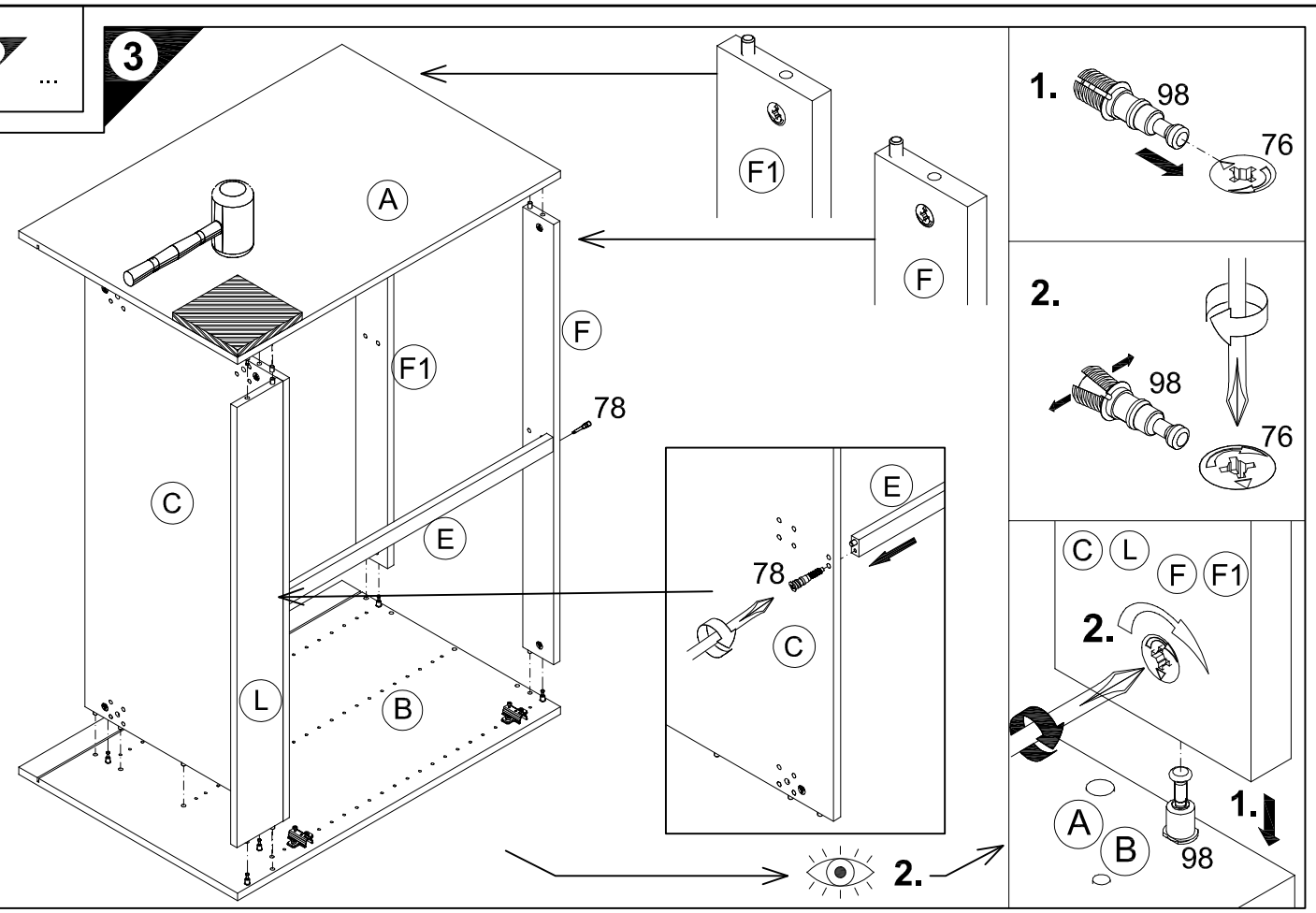

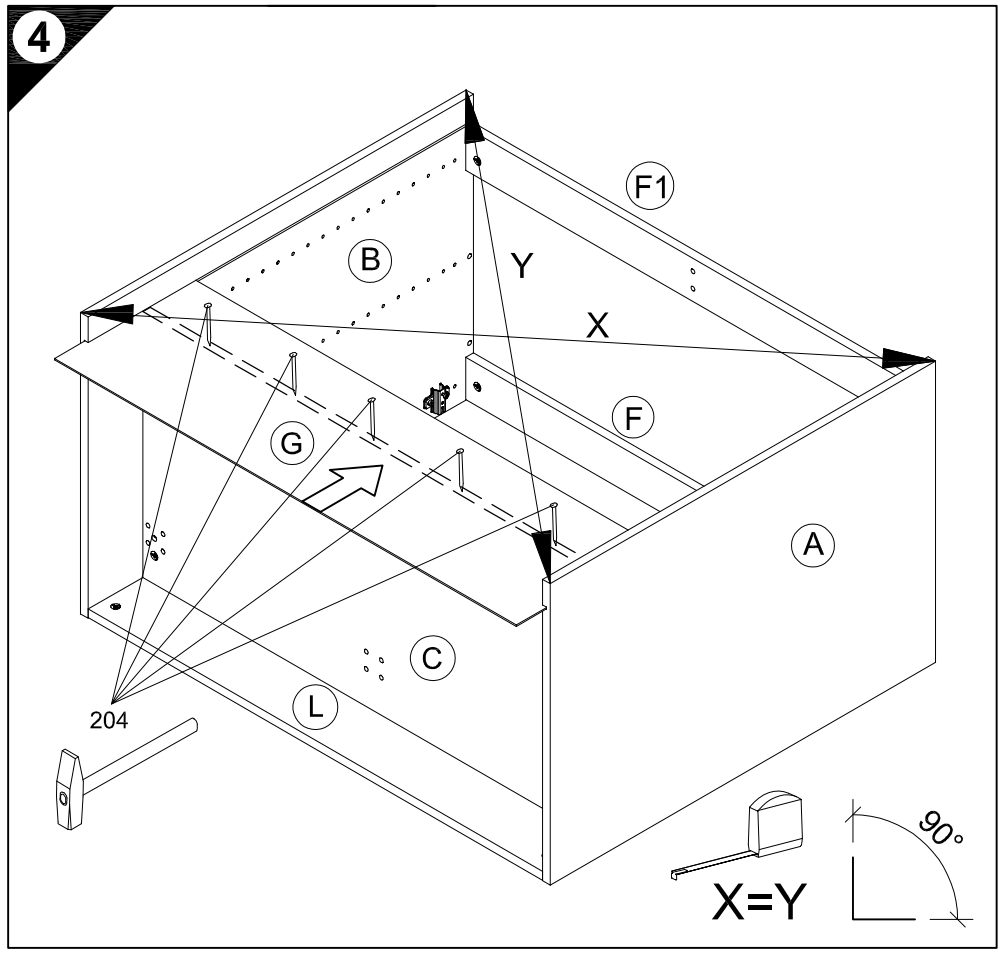

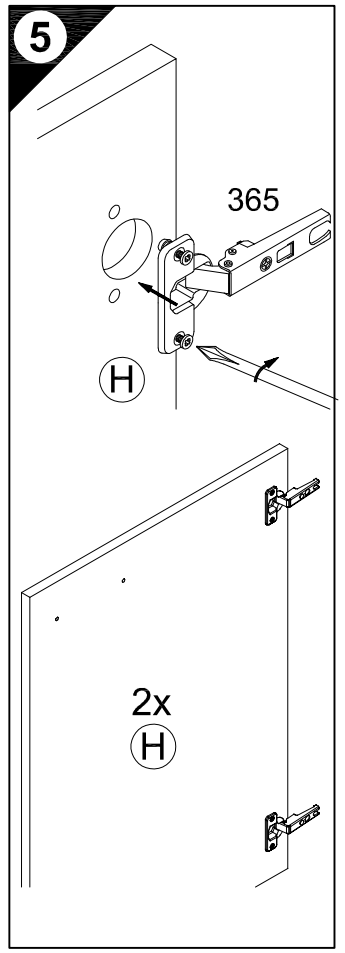

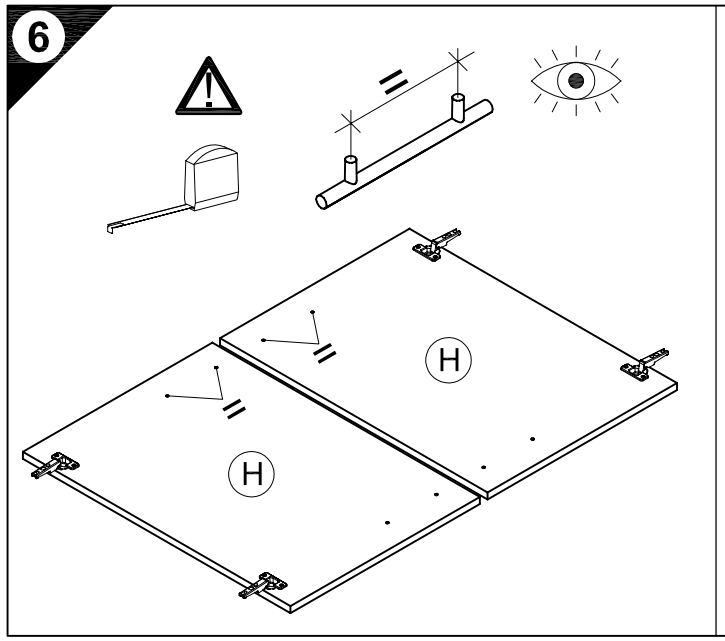

D Holzunterlage verwenden!
Front andrücken, scharfen Bohrer verwenden und mit wenig Druck durchbohren!

GB Use a wooden base!
Press front down, use sharp drill bit and, by applying slight pressure, drill a hole

F Utiliser un support en bois !
Appuyer sur la façade, utiliser un foret bien affûté et percer en appliquant une faible pression !

NL Houten onderlegger gebruiken!
Druk het front aan, gebruik een scherpe boor en oefen bij het boren weinig druk uit!

E ¡Utilizar una base de madera!
¡Presionar el frente, utilizar una broca afilada y taladrar con poca presión!

I Utilizzare una base di legno!
Appoggiare la facciata, utilizzare una punta di trapano affilata e trapanare esercitando solo una leggera pressione!

RUS Использовать деревянную подложку!
Прижать фасад, использовать острое сверло и просверлить с незначительным давлением!

PL Używać podkładkę z drewna!
Docisnąć front, użyć ostrego wiertła i przewiercić, używając małej siły nacisku!

H Alkalmazzon fa alátétet!
Nyomja le az előlapot, használjon éles fúrót, és kis nyomással fúrja át!

CZ Použijte dřevený podklad!
Přitlačte čelo, použijte ostrý vrták a provrtejte pomocí malého tlaku!

SLO Uporabite leseno podlago!
Pritisnite ličnico ter z ostrim svedrom in z majhnim pritiskom izvrtajte luknjo!

FIN Käytä puualustaa!
Paina etulevy paikoilleen, käytä terävää poranteräa ja poraa reikä vain kevyesti painamalla!

S Använd ett träunderlag!
Tryck fronten mot underlaget, använd vass borr och borra igenom med ett lätt tryck!

SK Použite drevený podklad!!
Pritlačte front, použite ostrý vrták a prevŕtajte miernym tlakom!

RO suport de lemn! Împingeţi frontul, utilizaţi un burghiu ascuţit şi perforaţi exercitând doar o presiune redusă!

TR Ahşap taban kullanın!
Önden bastırın, keskin matkap ucu kullanın ve az basınç uygulayarak delin!

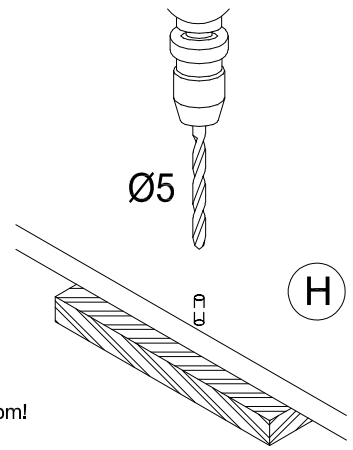

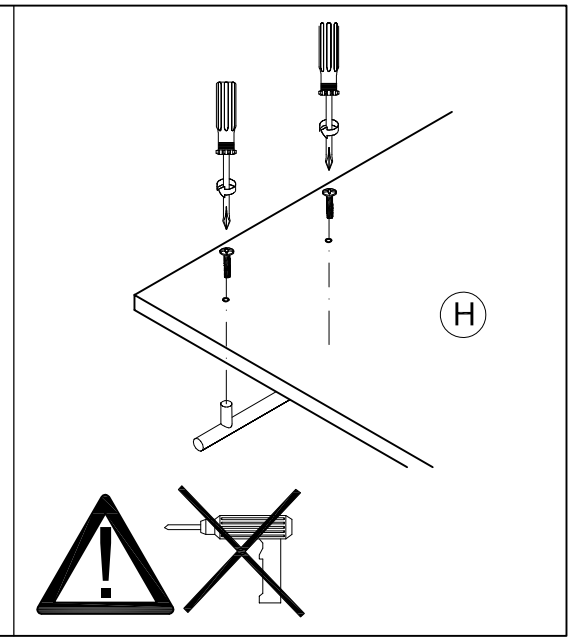

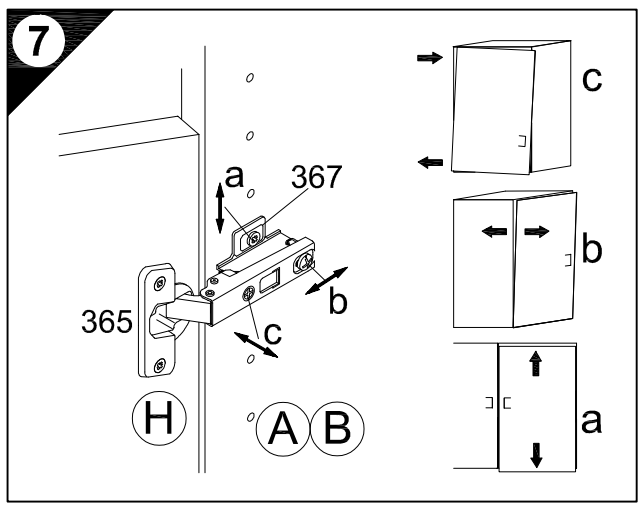

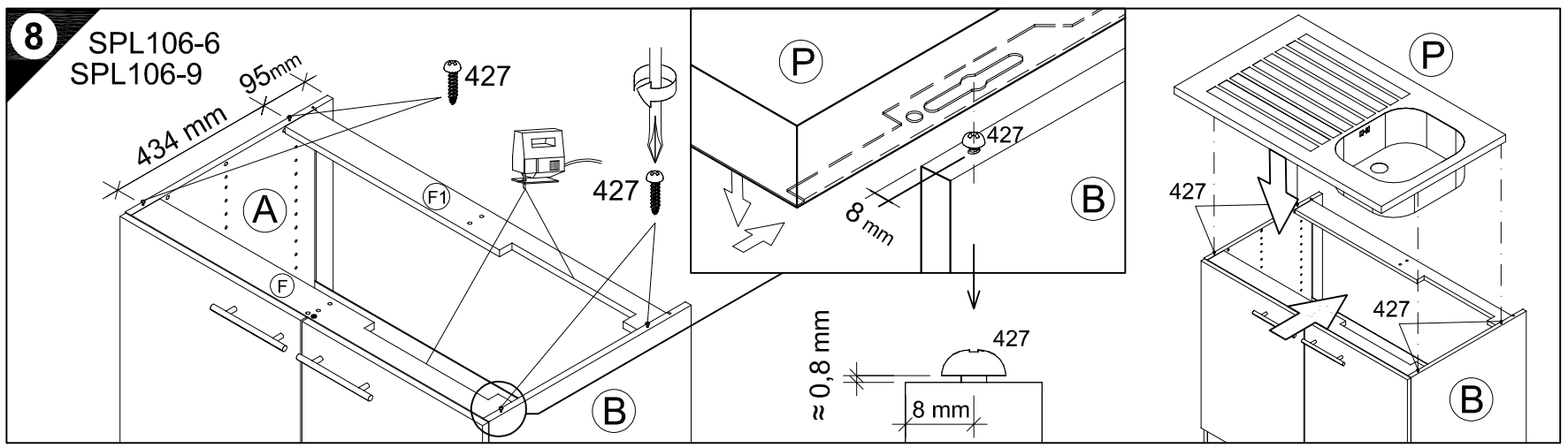

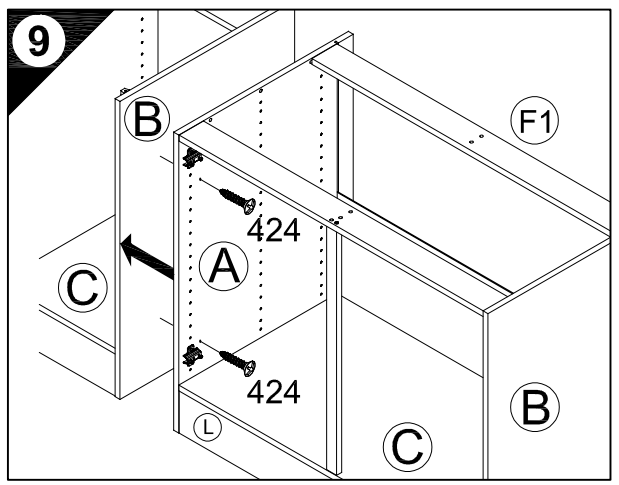

OPTI FIT®
JAKA-BKL GmbH
Jaka Straße 3
D-32351 Stemwede-Wehdem

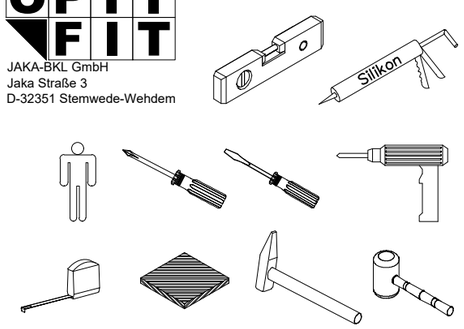



1 → 2 → 3 ...

Montageanleitung

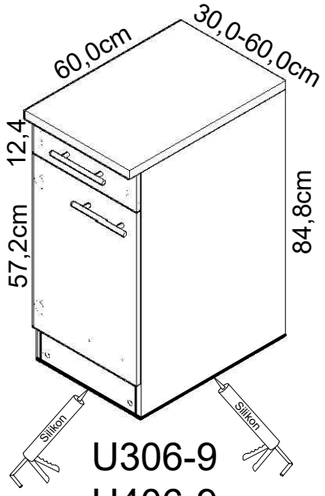

U306-9
U406-9
U506-9
U606-9

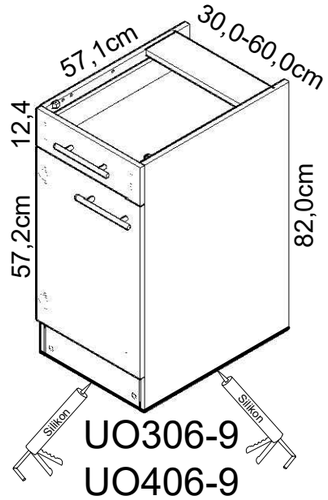

UO306-9
UO406-9
UO506-9
UO606-9

Service-Hotline
01805-678101
0,14€ pro Minute
++49 für Österreich
Auslandstarif pro Minute
service@jaka-bkl.de
voor Nederland en België
00800-40119350
benelux@jaka-bkl.de

weiß / buche
white / beech
blanc / hêtre
wit / beuken
blanco / haya
bianco / faggio
белый / бук
biały / buk
fehér / bükkfa
bílý / buk
bela / bukev
valkoinen / pyökki
vit / beech
biely / buk
alb / fag
beyaz / kayın

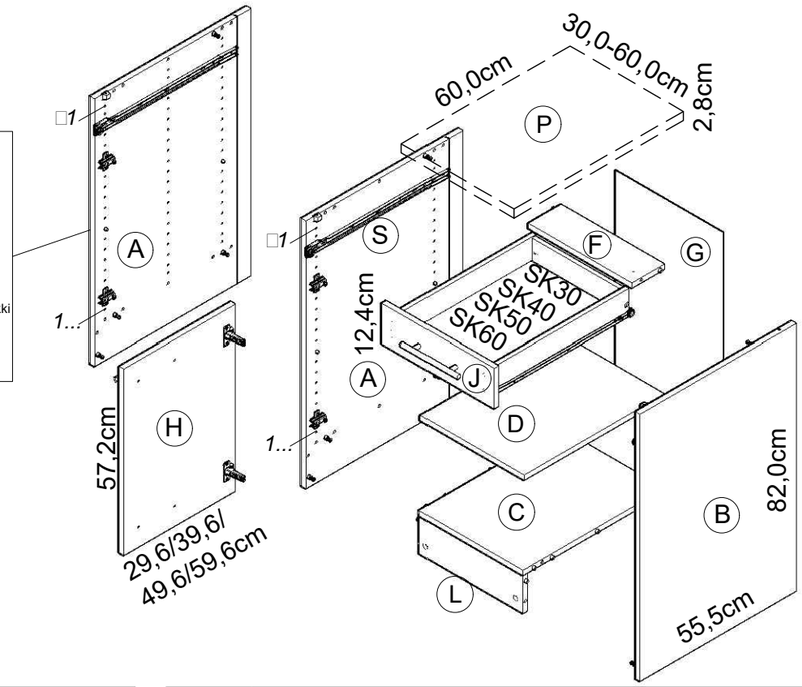

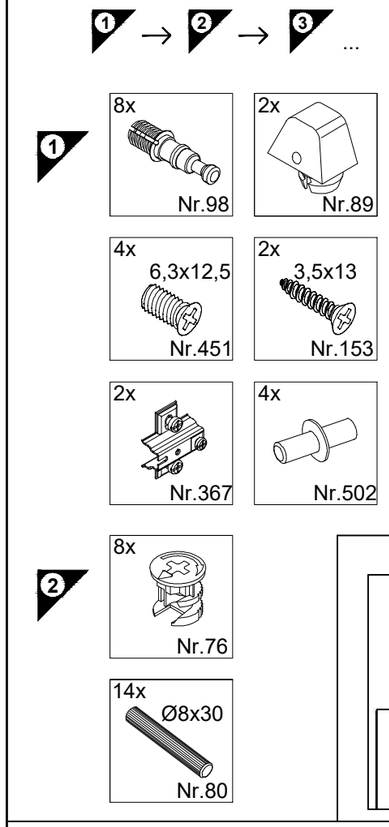

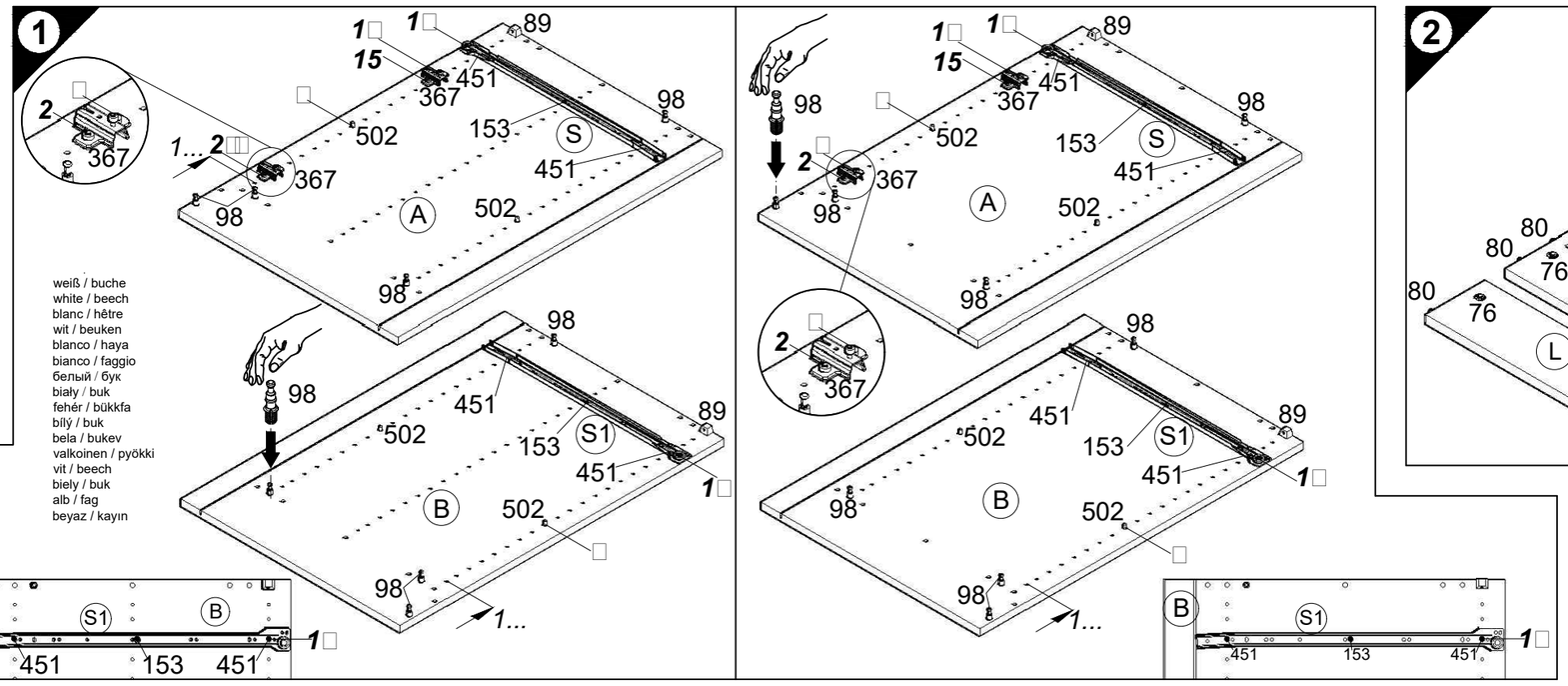

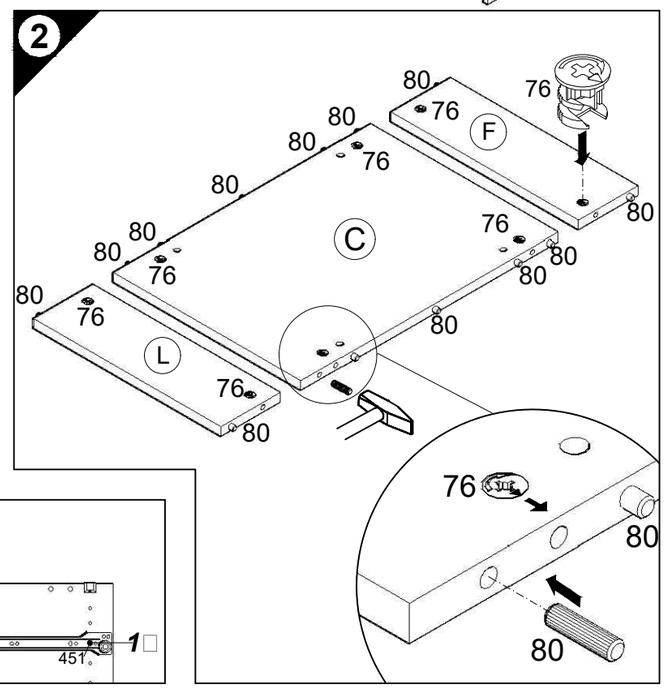

Ersatzteile/Spare parts/pièces de rechange/Reserveonderdelen/Piezas de recambio/Ricambi/Запасные части/Części zamienne/pótalkatrészek/Náhradní části/Nadomestni deli/varaosat/reservdelar/náhradné diely/Utilizaţi piese de schimb/Yedek parçalar

30cm U□O□306-9	|A| E961021	|B| E961022	|C| E954216	|D| E950306	|F| E970976	|G| E970006	|H| E940614	|J| E947565	|L| E970976	|P| E540106	|S| E946155	|S1| E946155
weiß/buche white/beech..... U□O□306-9	|A| E981021	|B| E981022	|C| E954216	|D| E950306	|F| E970976	|G| E970006	|H| E940614	|J| E947565	|L| E970976	|P| E540106	|S| E946155	|S1| E946155
40cm U□O□406-9	|A| E961021	|B| E961022	|C| E954215	|D| E950305	|F| E970975	|G| E970010	|H| E940613	|J| E947564	|L| E970975	|P| E540105	|S| E946155	|S1| E946155
weiß/buche white/beech..... U□O□406-9	|A| E981021	|B| E981022	|C| E954215	|D| E950305	|F| E970975	|G| E970010	|H| E940613	|J| E947564	|L| E970975	|P| E540105	|S| E946155	|S1| E946155
50cm U□O□506-9	|A| E961021	|B| E961022	|C| E954224	|D| E950304	|F| E970974	|G| E970117	|H| E940612	|J| E947563	|L| E970974	|P| E540104	|S| E946155	|S1| E946155
weiß/buche white/beech..... U□O□506-9	|A| E981021	|B| E981022	|C| E954224	|D| E950304	|F| E970974	|G| E970117	|H| E940612	|J| E947563	|L| E970974	|P| E540104	|S| E946155	|S1| E946155
60cm U□O□606-9	|A| E961021	|B| E961022	|C| E954223	|D| E950303	|F| E970973	|G| E970116	|H| E940611	|J| E947562	|L| E970973	|P| E540103	|S| E946155	|S1| E946155
weiß/buche white/beech..... U□O□606-9	|A| E981021	|B| E981022	|C| E954223	|D| E950303	|F| E970973	|G| E970116	|H| E940611	|J| E947562	|L| E970973	|P| E540103	|S| E946155	|S1| E946155

500637.1A 11/23 sl

1 → 2 → 3 ...

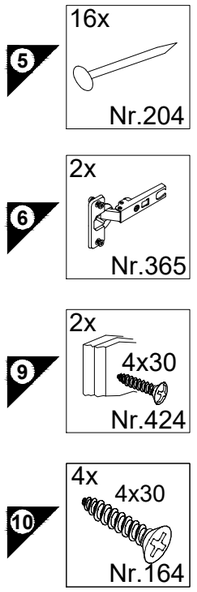

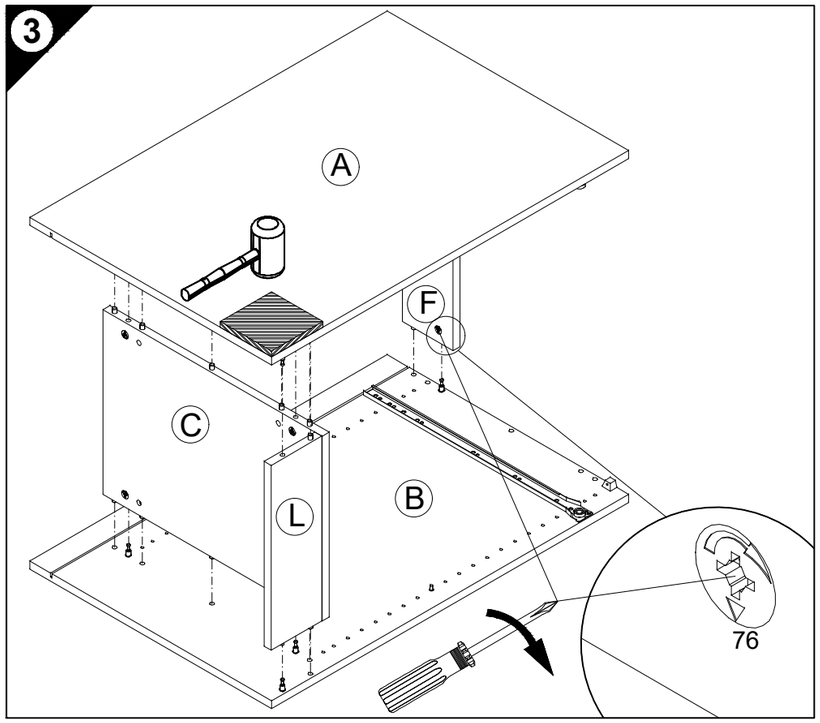

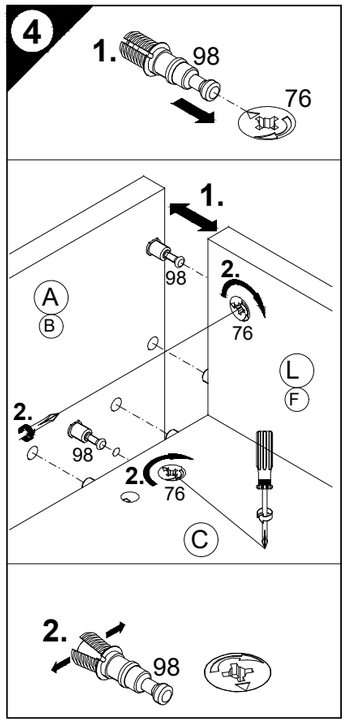

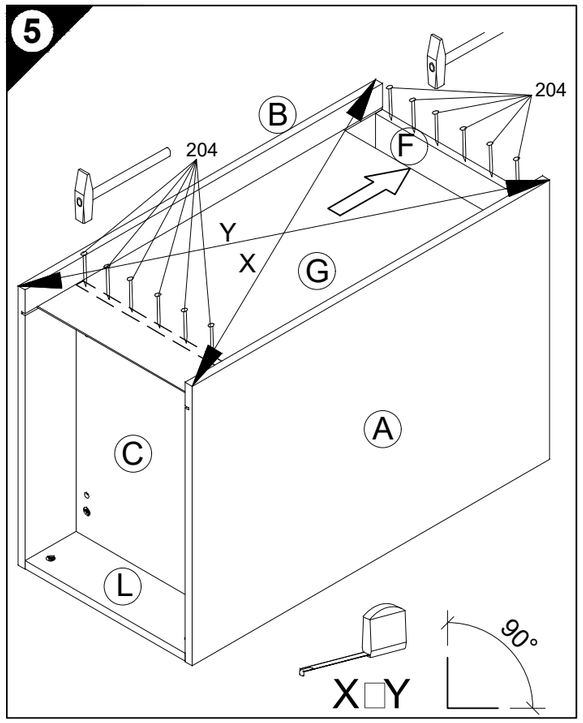

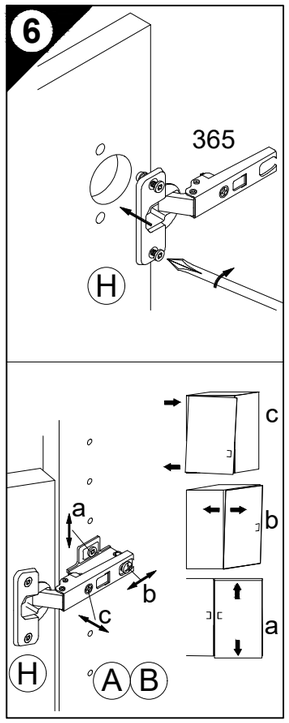

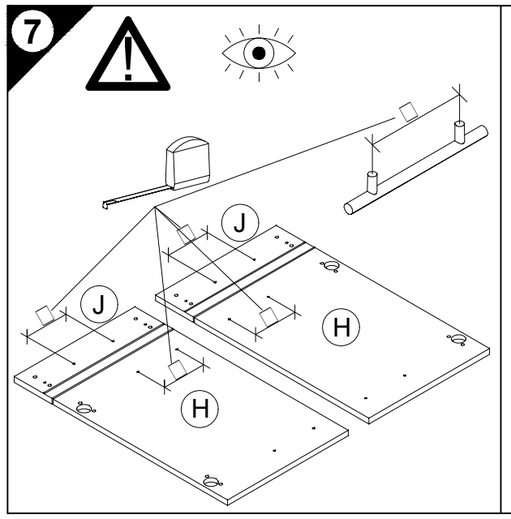

D Holzunterlage verwenden!
Front andrücken, scharfen Bohrer verwenden und mit wenig Druck durchbohren!

GB Use a wooden base!
Press front down, use sharp drill bit and, by applying slight pressure, drill a hole

F Utiliser un support en bois !
Appuyer sur la façade, utiliser un foret bien affûté et percer en appliquant une faible pression !

NL Houten onderlegger gebruiken!
Druk het front aan, gebruik een scherpe boor en oefen bij het boren weinig druk uit!

E ¡Utilizar una base de madera!
¡Presionar el frente, utilizar una broca afilada y taladrar con poca presión!

I Utilizzare una base di legno!
Appoggiare la facciata, utilizzare una punta di trapano affilata e trapanare esercitando solo una leggera pressione!

RUS Использовать деревянную подложку!
Прижать фасад, использовать острое сверло и просверлить с незначительным давлением!

PL Używać podkładkę z drewna!
Docisnąć front, użyć ostrego wiertła i przewiercić, używając małej siły nacisku!

H Alkalmazzon fa alátétet!
Nyomja le az előlapot, használjon éles fúrót, és kis nyomással fúrja át!

CZ Použijte dřevený podklad!
Přitlačte čelo, použijte ostrý vrták a provrtejte pomocí malého tlaku!

SLO Uporabite leseno podlago!
Pritisnite ličnico ter z ostrim svedrom in z majhnim pritiskom izvrtajte luknjo!

FIN Käytä puualustaa!
Paina etulevy paikoilleen, käytä terävää poranterää ja poraa reikä vain kevyesti painamalla!

S Använd ett träunderlag!
Tryck fronten mot underlaget, använd vass borr och borra igenom med ett lätt tryck!

SK Použite drevený podklad!!
Pritlačte front, použite ostrý vrták a prevŕtajte miernym tlakom!

RO suport de lemn! Împingeţi frontul, utilizaţi un burghiu ascuţit şi perforaţi exercitând doar o presiune redusă!

TR Ahşap taban kullanın!
Önden bastırın, keskin matkap ucu kullanın ve az basınç uygulayarak delin!

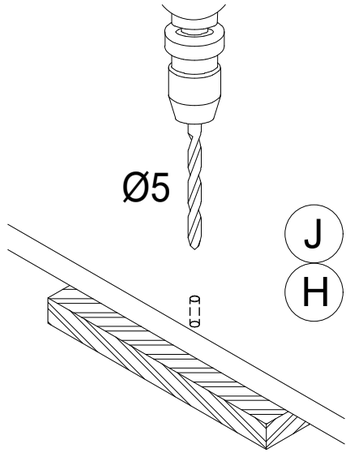

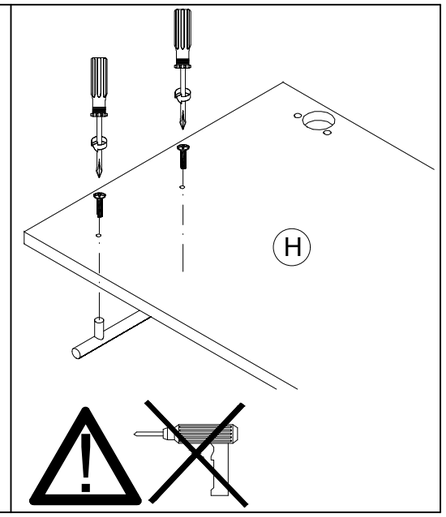

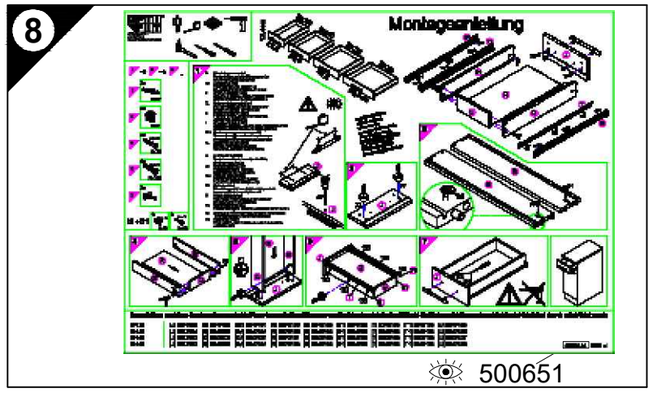

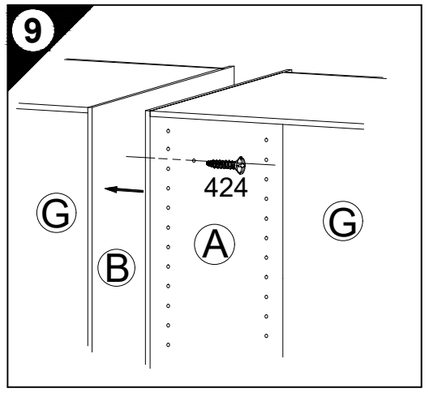

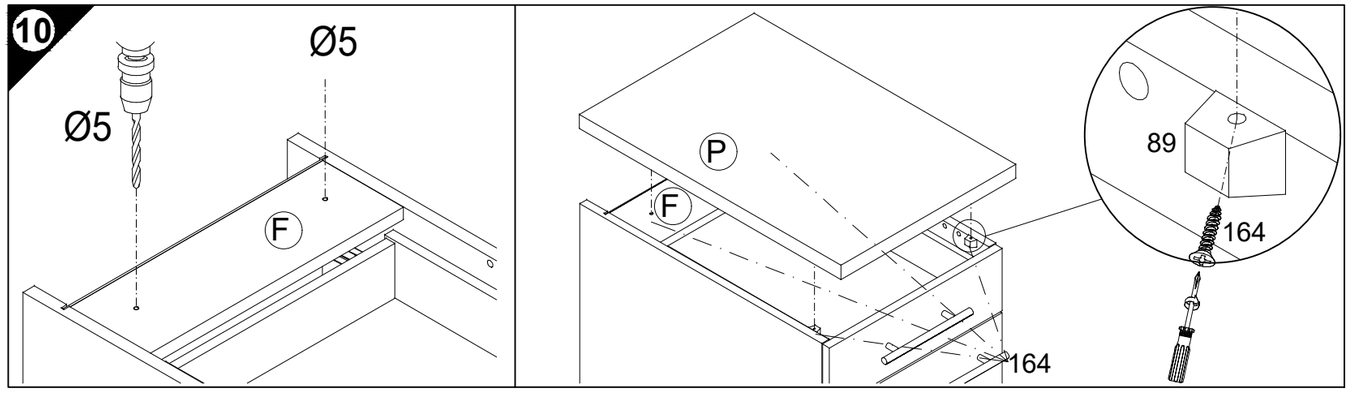

OPTI FIT®
JAKA-BKL GmbH
Jaka Straße 3
D-32351 Stemwede-Wehdem

Montageanleitung

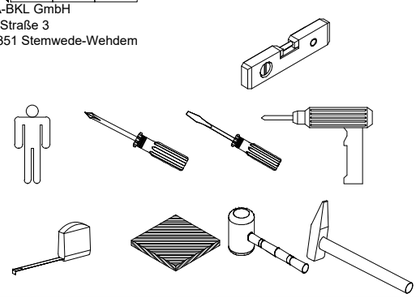



1 → 2 → 3 ...

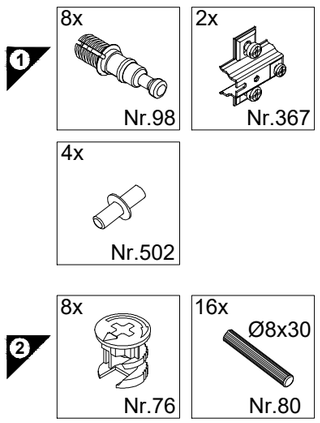

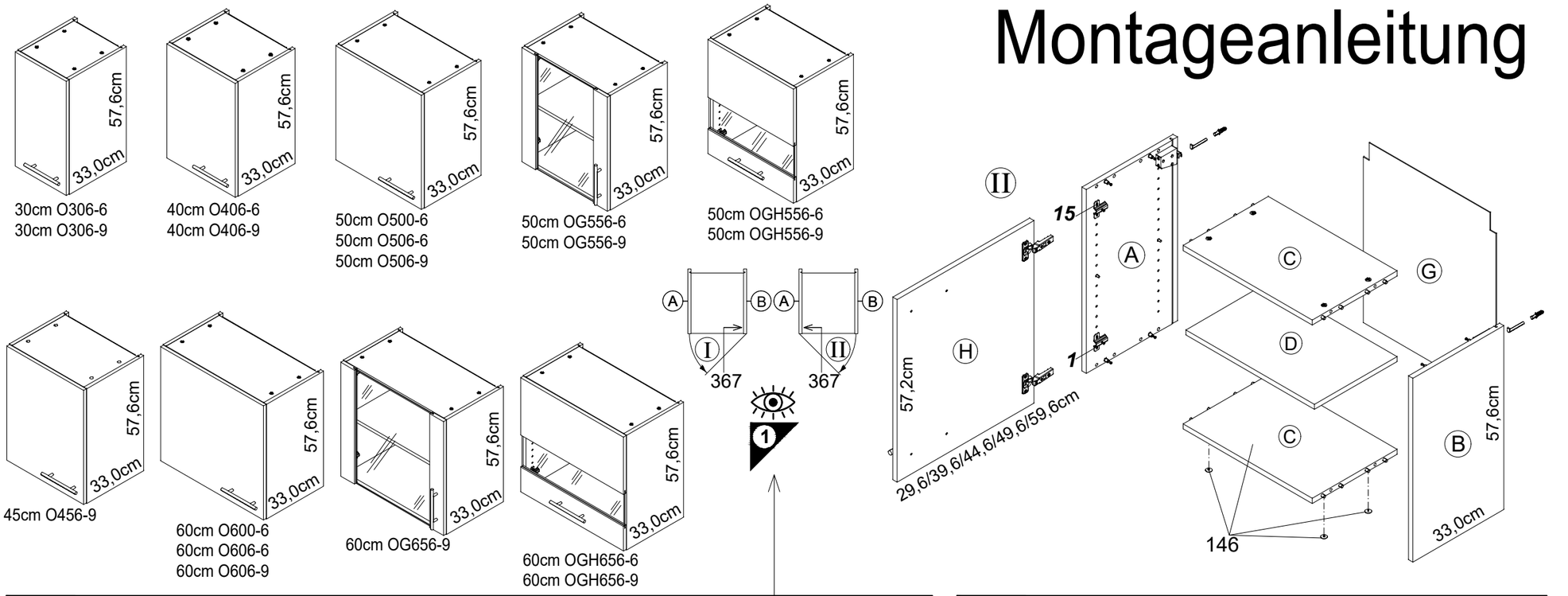

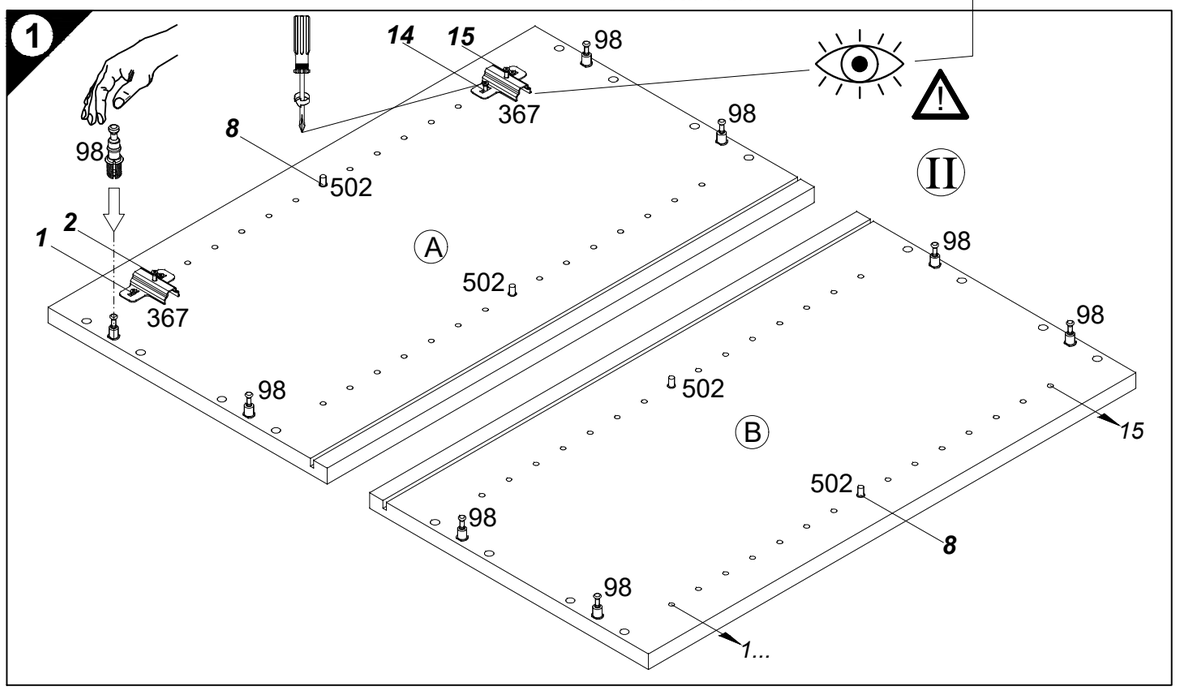

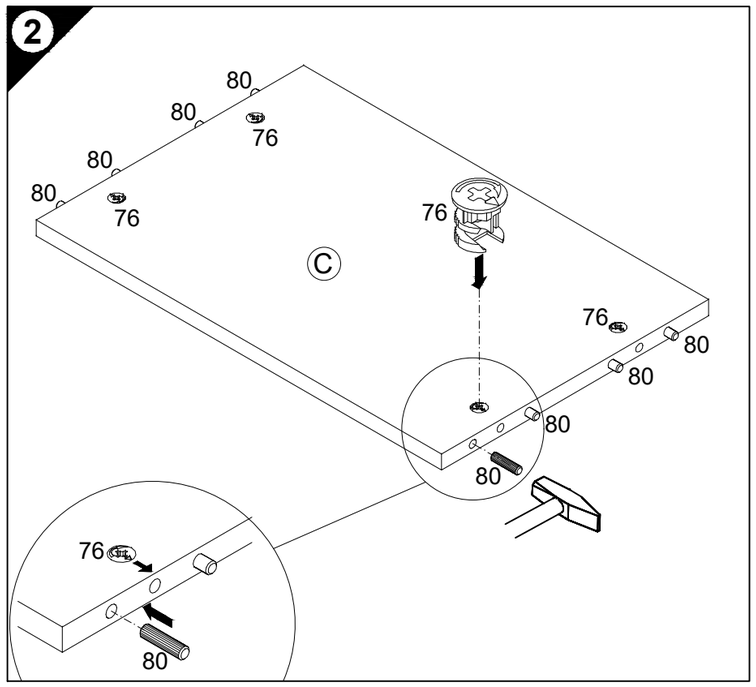

Service-Hotline
01805-678101
0,14€ pro Minute
++49 für Österreich
Auslandstarif pro Minute
service@jaka-bkl.de
voor Nederland en België
00800-40119350
benelux@jaka-bkl.de

Ersatzteile/Spare parts/pièces de rechange/Reserveonderdelen/Piezas de recambio/Ricambi/Запасные части/Części zamienne/pótalkatrészek/Náhradní části/Nadomestni deli/varaosat/reservdelar/náhradné diely/Utilizaţi piese de schimb/Yedek parçalar

30cm O306-6/ -9	A|	E940036	B|	E940036	C|	E941236	D|	E940336	G|	E971015	H|	E940614
40cm O406-6/ -9	A|	E940036	B|	E940036	C|	E941235	D|	E940335	G|	E971014	H|	E940613
45cm O456-9	A|	E940036	B|	E940036	C|	E941237	D|	E940337	G|	E971013	H|	E940616
50cm O500	A|	E940036	B|	E940036	C|	E941234	D|	E940334	G|	E970032	H|	E980612
50cm O506-6/ -9	A|	E940036	B|	E940036	C|	E941234	D|	E940334	G|	E970032	H|	E940612
60cm O600	A|	E940036	B|	E940036	C|	E941233	D|	E940333	G|	E971012	H|	E980611
60cm O606-6/ -9	A|	E940036	B|	E940036	C|	E941233	D|	E940333	G|	E971012	H|	E940611

50cm OG556-6/ -9	A|	E940036	B|	E940036	C|	E941234	D|	E940334	G|	E970032	H|	E940647
50cm OGH556-6/ -9	A|	E940036	B|	E940036	C|	E941234	D|	E940334	G|	E970032	H|	E940655
60cm OGH656-6/ -9	A|	E940036	B|	E940036	C|	E941233	D|	E940333	G|	E971012	H|	E980657
60cm OG656-9	A|	E940036	B|	E940036	C|	E941233	D|	E940333	G|	E971012	H|	E940657

500647.1I 02/24 sl

1 → 2 → 3 ...

3	4x Ø18/Ø4 Nr.146	
4	2x Nr.277	6x 4x30 Nr.164
5	10x Nr.204	
7	2x Nr.365	2x OGH... Nr.107
9	2x Ø8x40 Nr.70	2x Nr.69
10	2x 4x30 Nr.424	

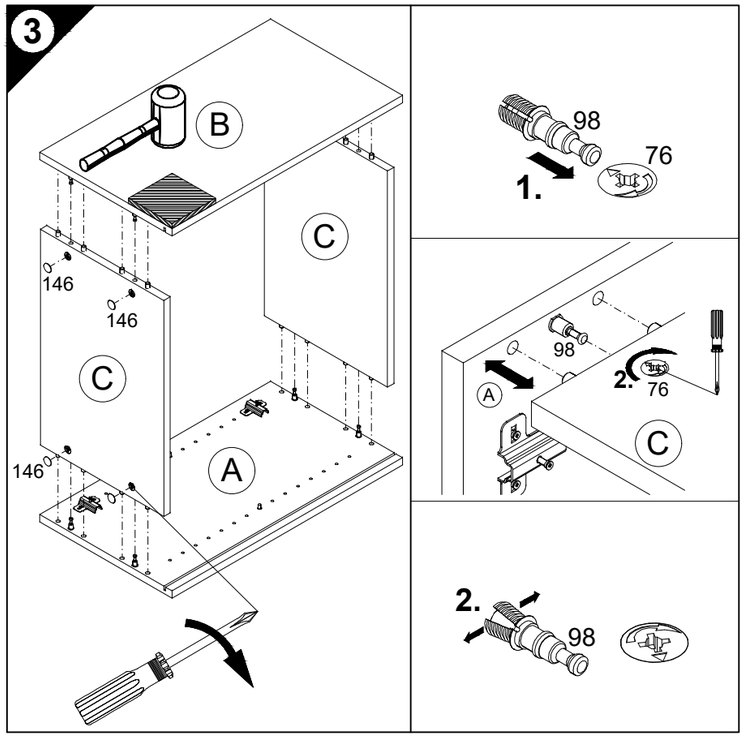

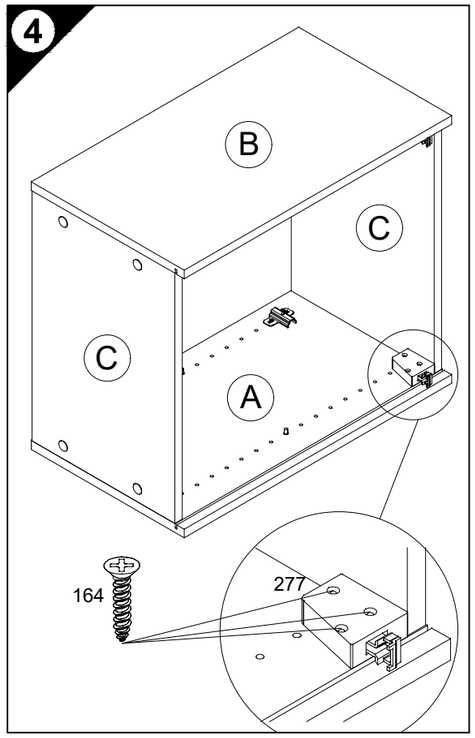

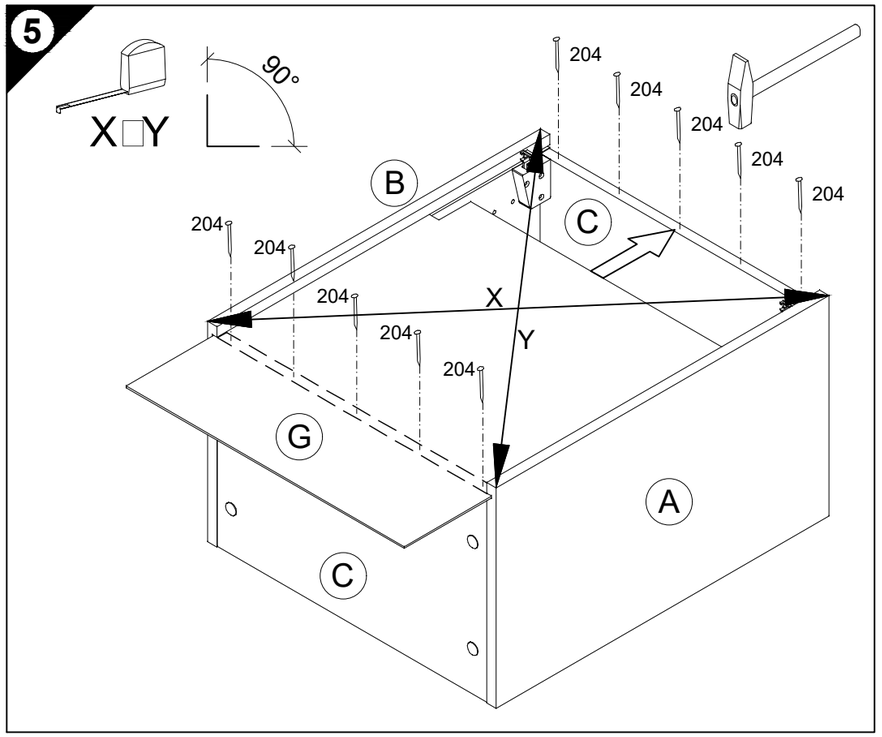

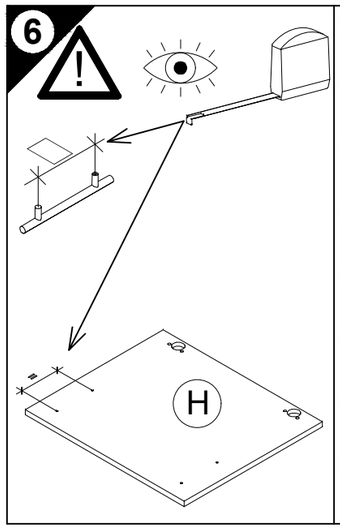

D Holzunterlage verwenden!
Front andrücken, scharfen Bohrer verwenden und mit wenig Druck durchbohren!

GB Use a wooden base!
Press front down, use sharp drill bit and, by applying slight pressure, drill a hole

F Utiliser un support en bois !
Appuyer sur la façade, utiliser un foret bien affûté et percer en appliquant une faible pression !

NL Houten onderlegger gebruiken!
Druk het front aan, gebruik een scherpe boor en oefen bij het boren weinig druk uit!

E ¡Utilizar una base de madera!
¡Presionar el frente, utilizar una broca afilada y taladrar con poca presión!

I Utilizzare una base di legno!
Appoggiare la facciata, utilizzare una punta di trapano affilata e trapanare esercitando solo una leggera pressione!

RUS Использовать деревянную подложку!
Прижать фасад, использовать острое сверло и просверлить с незначительным давлением!

PL Używać podkładkę z drewna!
Docisnąć front, użyć ostrego wiertła i przewiercić, używając małej siły nacisku!

H Alkalmazzon fa alátétet!
Nyomja le az előlapot, használjon éles fúrót, és kis nyomással fúrja át!

CZ Použijte dřevený podklad!
Přitlačte čelo, použijte ostrý vrták a provrtejte pomocí malého tlaku!

SLO Uporabite leseno podlago!
Pritisnite ličnico ter z ostrim svedrom in z majhnim pritiskom izvrtajte luknjo!

FIN Käytä puualustaa!
Paina etulevy paikoilleen, käytä terävää poranteräa ja poraa reikä vain kevyesti painamalla!

S Använd ett träunderlag!
Tryck fronten mot underlaget, använd vass borr och borra igenom med ett lätt tryck!

SK Použite drevený podklad!!
Pritlačte front, použite ostrý vrták a prevŕtajte miernym tlakom!

RO suport de lemn!
Împingeţi frontul, utilizaţi un burghiu ascuţit şi perforaţi exercitând doar o presiune redusă!

TR Ahşap taban kullanın!
Önden bastırın, keskin matkap ucu kullanın ve az basınç uygulayarak delin!

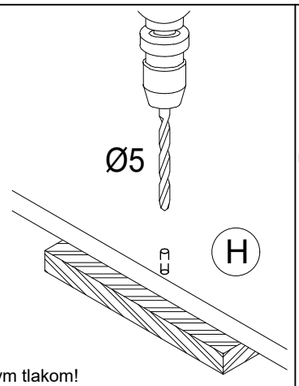

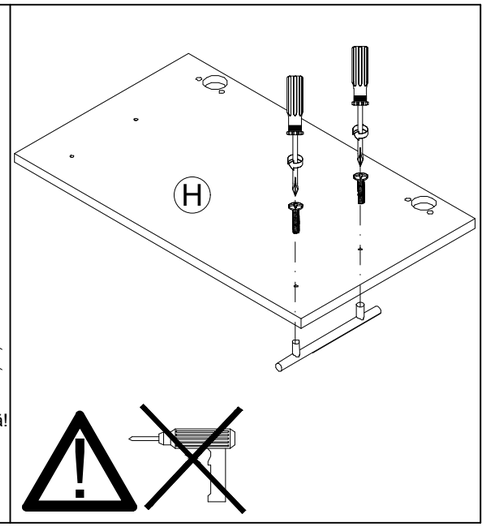

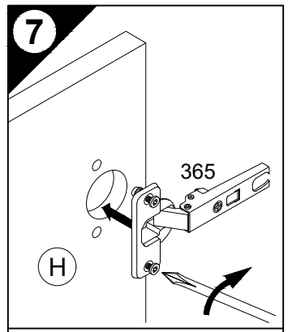

OGH556-6 / -9
OGH656-6 / -9

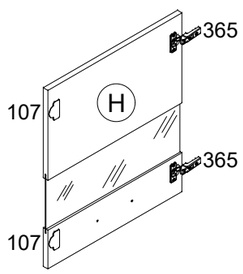

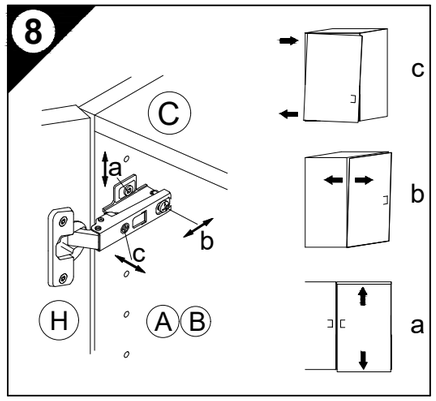

9

D Untergrund und Befestigungsmittel auf Eignung prüfen!
GB Check substructure and fixings for suitability!
F Contrôler si le support et les moyens de fixation sont bien adéquats !
NL Ondergrond en bevestigingsmateriaal op functionaliteit controleren!
E ¡Comprobar el suelo y los medios de fijación en cuanto a su aptitud!
I Controllare l'idoneità del fondo e del materiale di fissaggio!
RUS Основание и крепежный материал проверить на пригодность!
PL Podłoże oraz materiały do zamocowania sprawdzić na ich przydatność!
H Az alapfelületet és a rögzítő anyagokat megfelelőség szempontjából ellenőrizni kell!
CZ Přezkoušejte podklad a vhodnost upevňovacích prostředků!
SLO Preverite, če se ujemajo spodnja stran in pritrdilna sredstva!
FIN Tarkista alustan ja kiinnitysvälineiden sopivuus!
S Kontrollera att underlaget och fästmedlen är lämpliga!
SK Preverte vhodnosť podkladu a upevňovacích prostriedkov!
RO Verificaţi caracterul adecvat al suprafeţei suport şi al mijloacelor de fixare!
TR Zeminin ve bağlantı elemanlarının uygunluğunu kontrol edin!

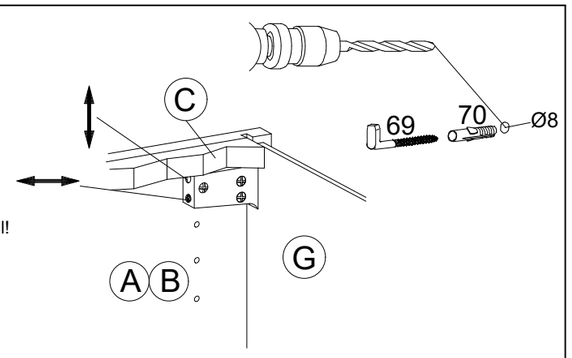

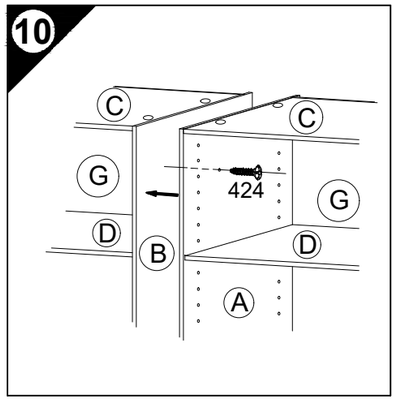

JAKA-BKL GmbH
Jaka Straße 3
D-32351 Stemwede-Wehdem

Montageanleitung

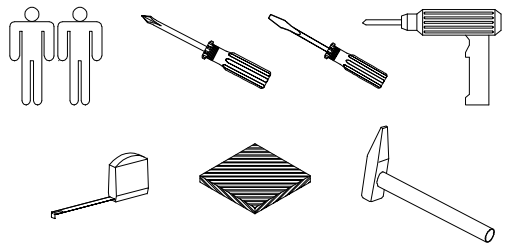



1 → 2 → 3 ...

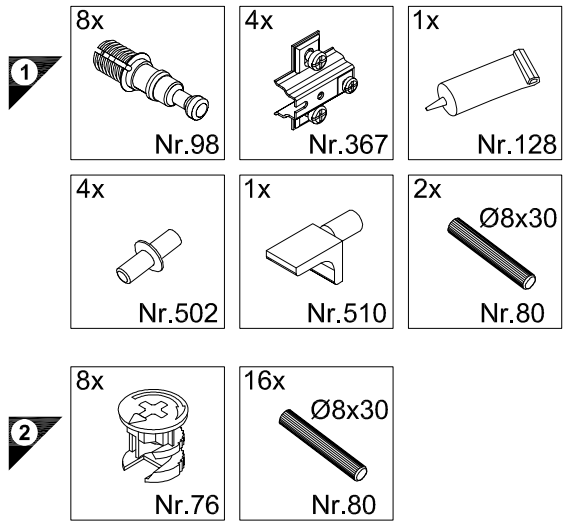

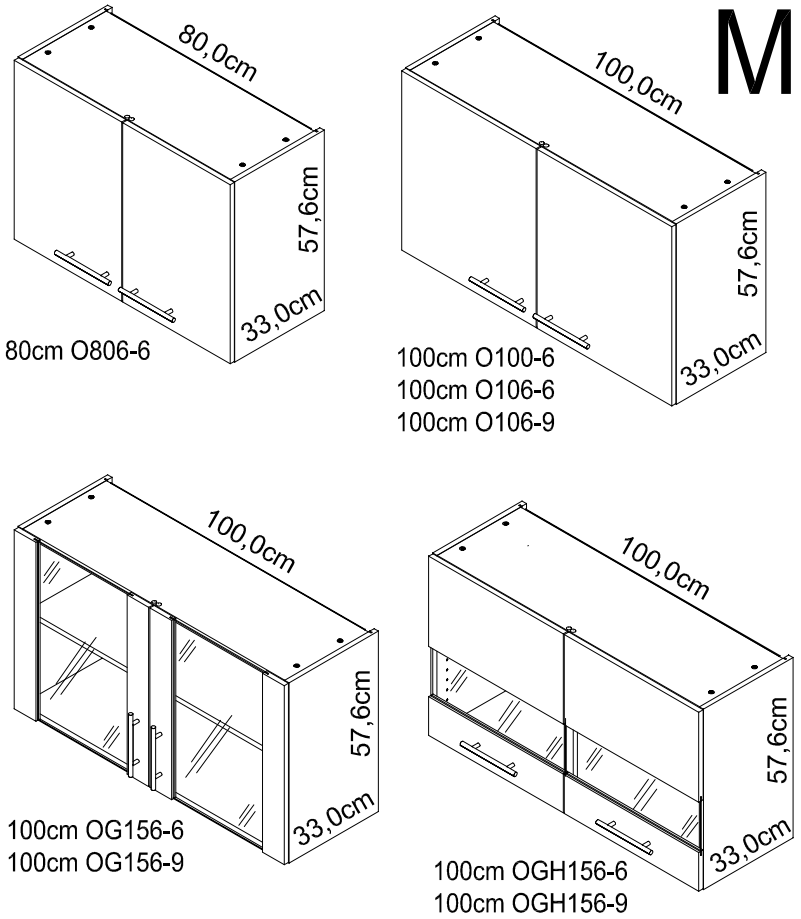

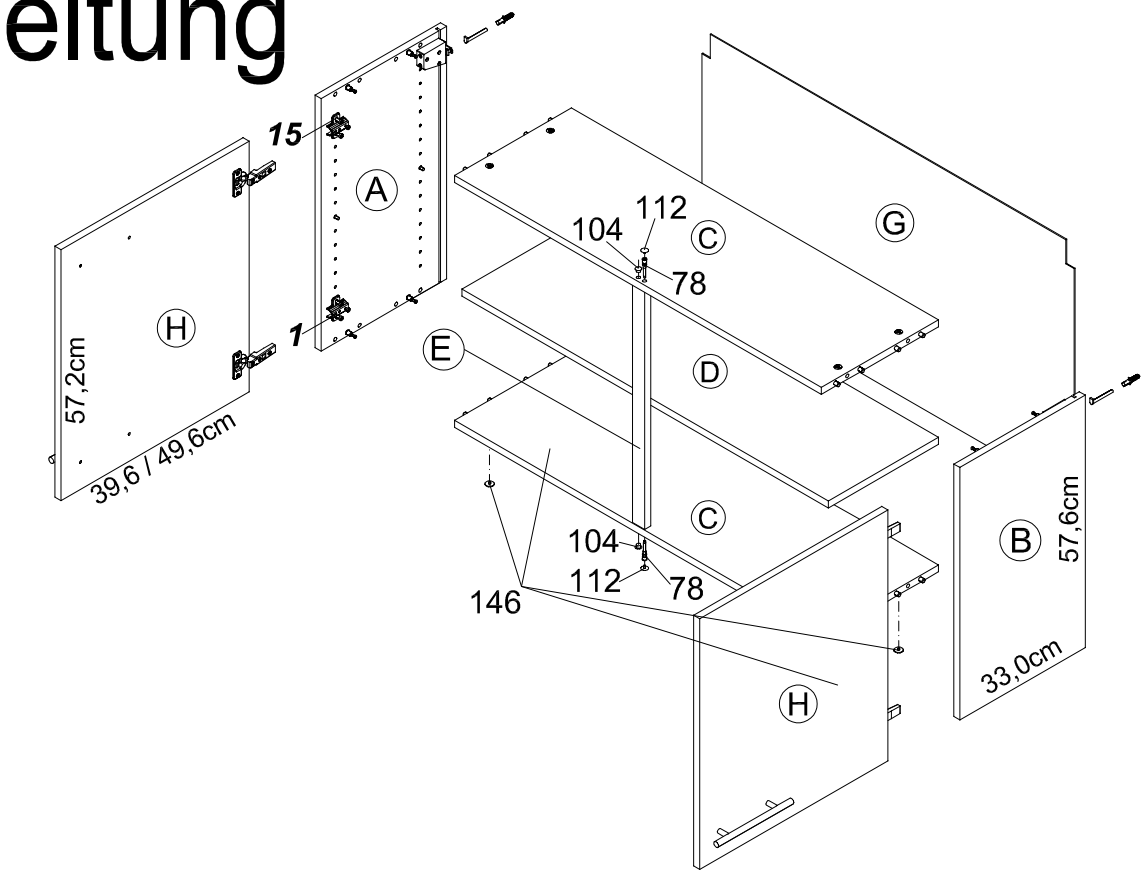

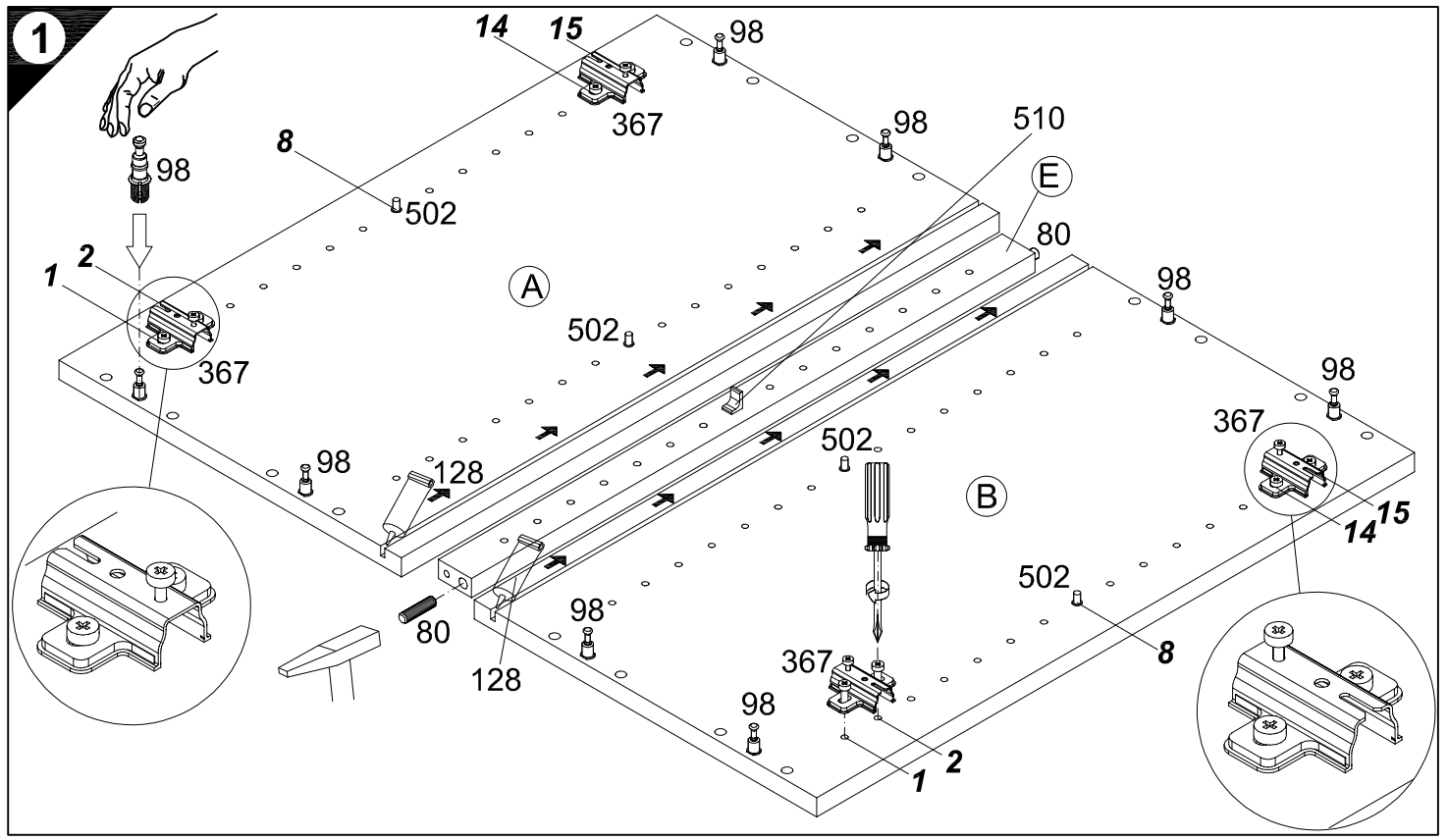

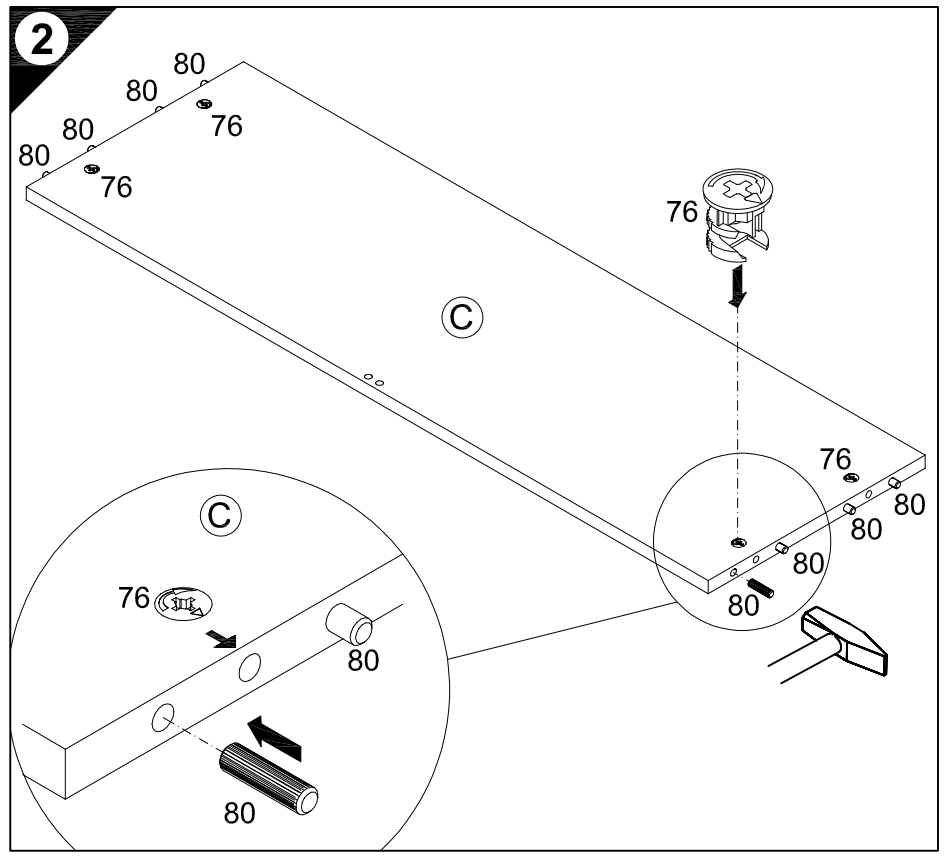

Service-Hotline
01805-678101
0,14€ pro Minute
++49 für Österreich
Auslandstarif pro Minute
service@jaka-bkl.de
voor Nederland en België
00800-40119350
benelux@jaka-bkl.de

Ersatzteile/Spare parts/pièces de rechange/Reserveonderdelen/Piezas de recambio/Ricambi/Запасные части/Części zamienne/pótalkatrészek/Náhradní části/Nadomestni deli/varaosat/reservdelar/náhradné diely/Utilizaţi piese de schimb/Yedek parçalar

80cm O806-6	A B	E940036	C	E941232	D	E940332	E	E940100	G	E971009	H	E940613	100cm OG156-6	A B	E940036	C	E942231
100cm O100-6	A B	E940036	C	E942231	D	E941331	E	E940100	G	E971026	H	E980612	100cm OG156-9	A B	E940036	C	E942231
100cm O106-6	A B	E940036	C	E942231	D	E941331	E	E940100	G	E971026	H	E980612	100cm OGH156-6	A B	E940036	C	E942231
100cm O106-9	A B	E940036	C	E942231	D	E941331	E	E940100	G	E971026	H	E940612	100cm OGH156-9	A B	E940036	C	E942231

100cm OG156-6	A B	E940036	C	E942231	D	E941331	E	E940100	G	E971026	H	E940647					
100cm OG156-9	A B	E940036	C	E942231	D	E941331	E	E940100	G	E971026	H	E940647					
100cm OGH156-6	A B	E940036	C	E942231	D	E941331	E	E940100	G	E971026	H	E940655					
100cm OGH156-9	A B	E940036	C	E942231	D	E941331	E	E940100	G	E971026	H	E940655					

500648.1B 11/18 sl

1 → 2 → 3 ...

3	4x Ø18/Ø4 Nr.146	2x Ø8/Ø13 Nr.104
	2x 7x42 Nr.78	2x Ø3/Ø15 Nr.112
4	2x Nr.277	6x 4x30 Nr.164
5	16x Nr.204	
7	4x Nr.365	4x **OGH**156 Nr.107
9	2x Ø8x40 Nr.70	2x Nr.69
10	2x 4x30 Nr.424	

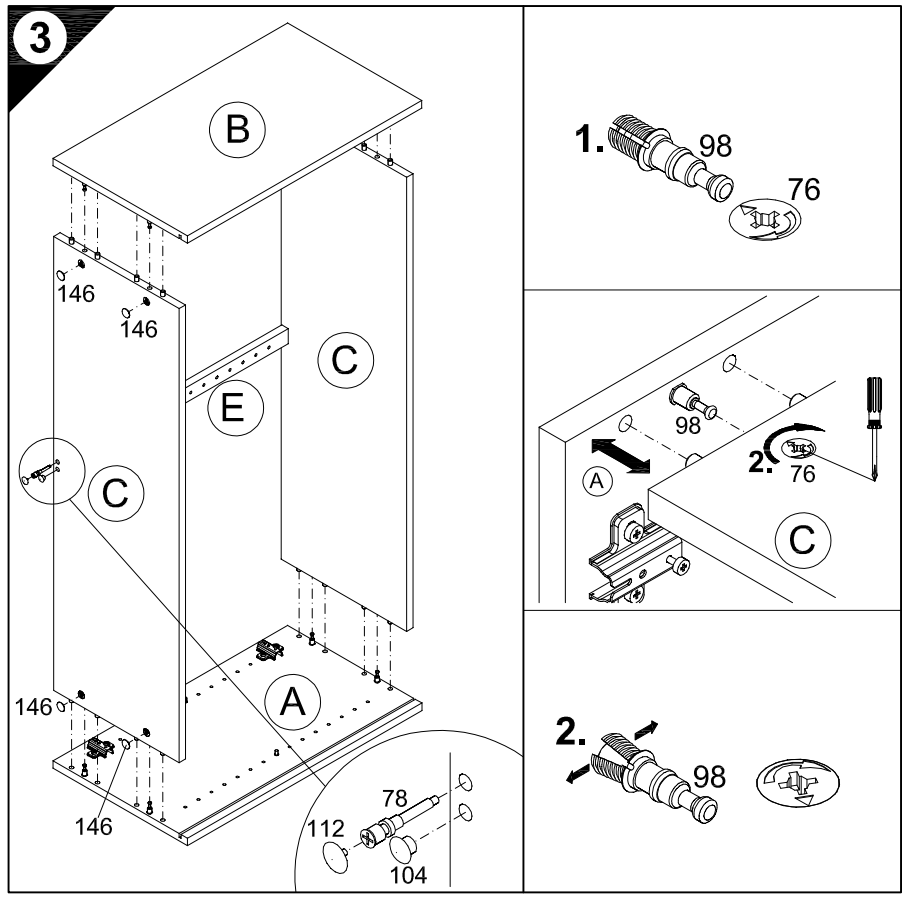

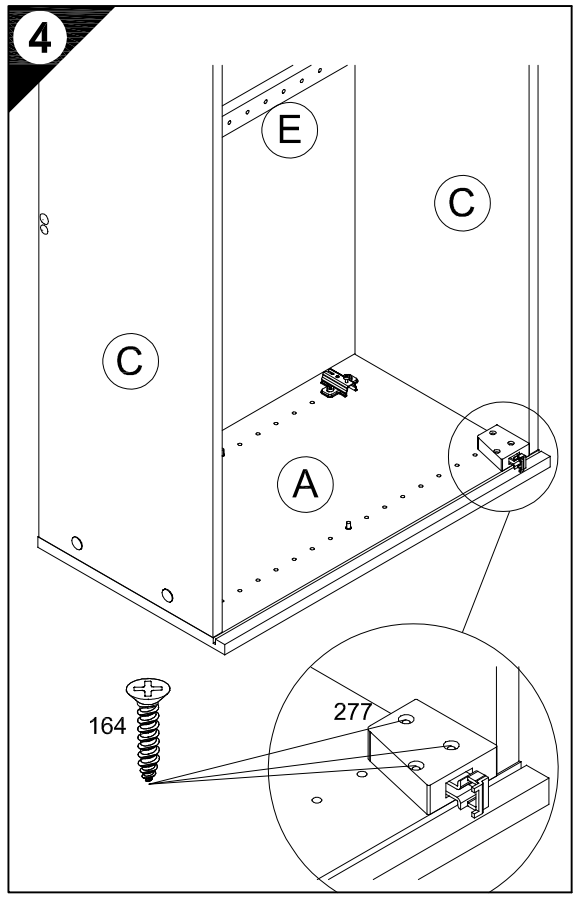

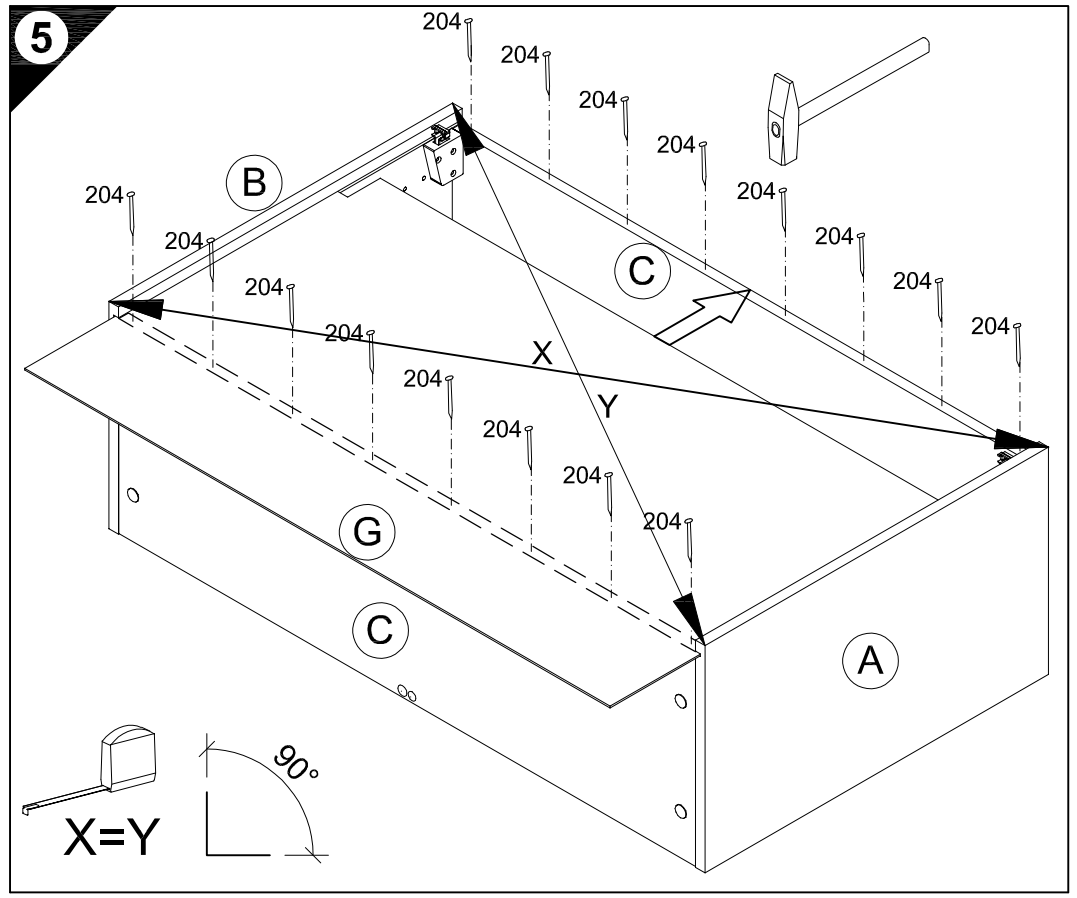

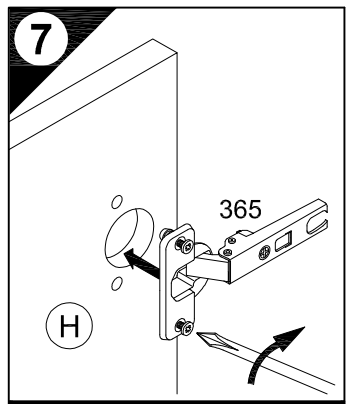

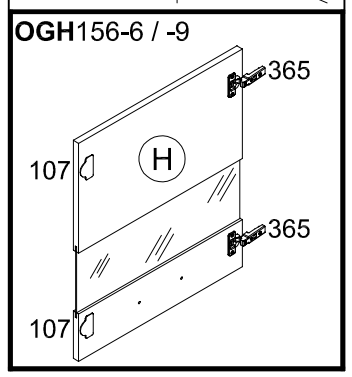

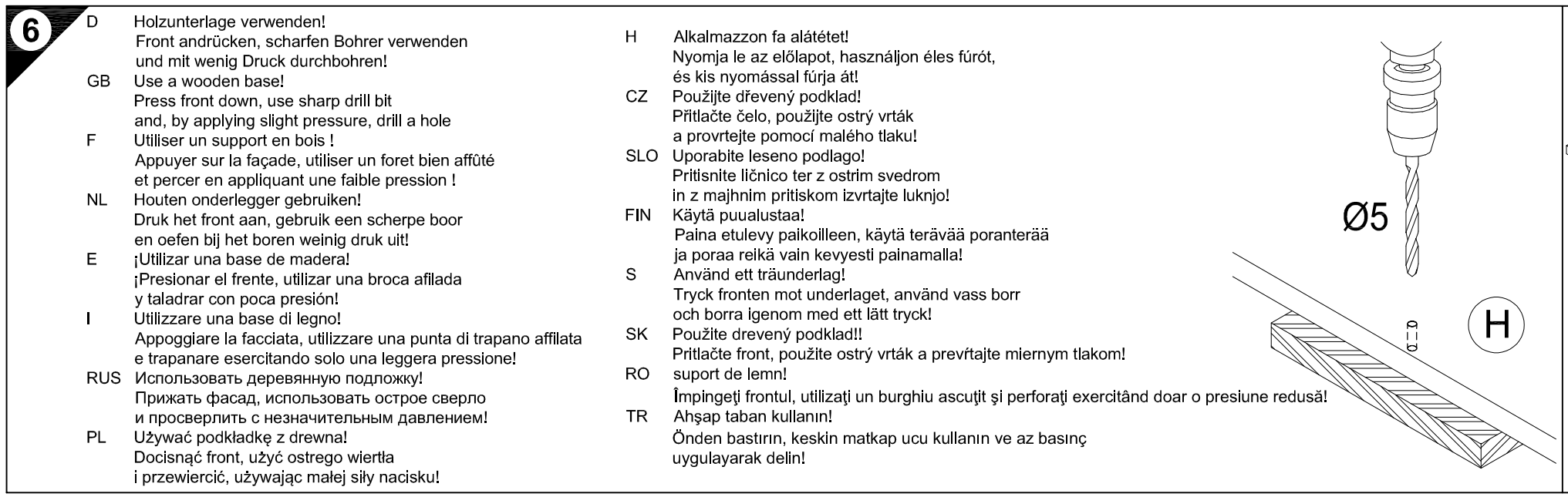

D Holzunterlage verwenden!
Front andrücken, scharfen Bohrer verwenden
und mit wenig Druck durchbohren!

GB Use a wooden base!
Press front down, use sharp drill bit
and, by applying slight pressure, drill a hole

F Utiliser un support en bois !
Appuyer sur la façade, utiliser un foret bien affûté
et percer en appliquant une faible pression !

NL Houten onderlegger gebruiken!
Druk het front aan, gebruik een scherpe boor
en oefen bij het boren weinig druk uit!

E ¡Utilizar una base de madera!
¡Presionar el frente, utilizar una broca afilada
y taladrar con poca presión!

I Utilizzare una base di legno!
Appoggiare la facciata, utilizzare una punta di trapano affilata
e trapanare esercitando solo una leggera pressione!

RUS Использовать деревянную подложку!
Прижать фасад, использовать острое сверло
и просверлить с незначительным давлением!

PL Używać podkładkę z drewna!
Docisnąć front, użyć ostrego wiertła
i przewiercić, używając małej siły nacisku!

H Alkalmazzon fa alátétet!
Nyomja le az előlapot, használjon éles fúrót,
és kis nyomással fúrja át!

CZ Použijte dřevený podklad!
Přitlačte čelo, použijte ostrý vrták
a provrtejte pomocí malého tlaku!

SLO Uporabite leseno podlago!
Pritisnite ličnico ter z ostrim svedrom
in z majhnim pritiskom izvrtajte luknjo!

FIN Käytä puualustaa!
Paina etulevy paikoilleen, käytä terävää poranterää
ja poraa reikä vain kevyesti painamalla!

S Använd ett träunderlag!
Tryck fronten mot underlaget, använd vass borr
och borra igenom med ett lätt tryck!

SK Použite drevený podklad!!
Pritlačte front, použite ostrý vrták a prevŕtajte miernym tlakom!

RO suport de lemn!
Împingeţi frontul, utilizaţi un burghiu ascuţit şi perforaţi exercitând doar o presiune redusă!

TR Ahşap taban kullanın!
Önden bastırın, keskin matkap ucu kullanın ve az basınç
uygulayarak delin!

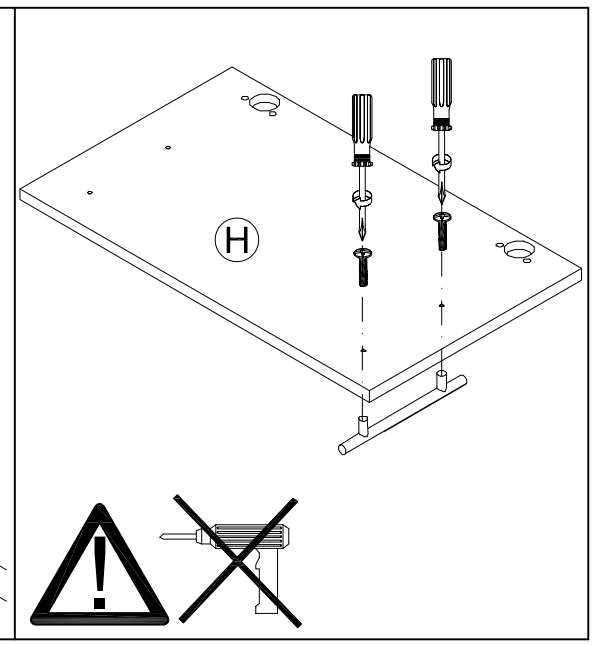

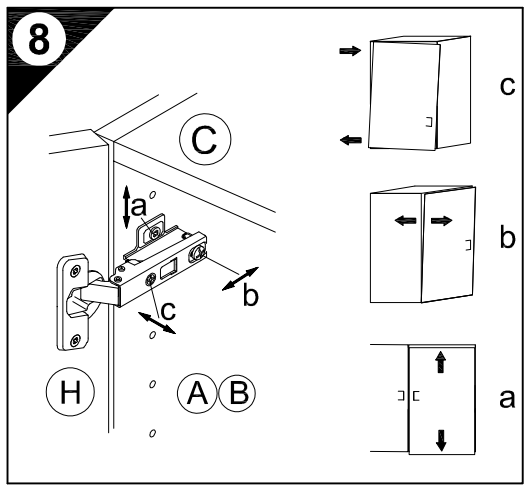

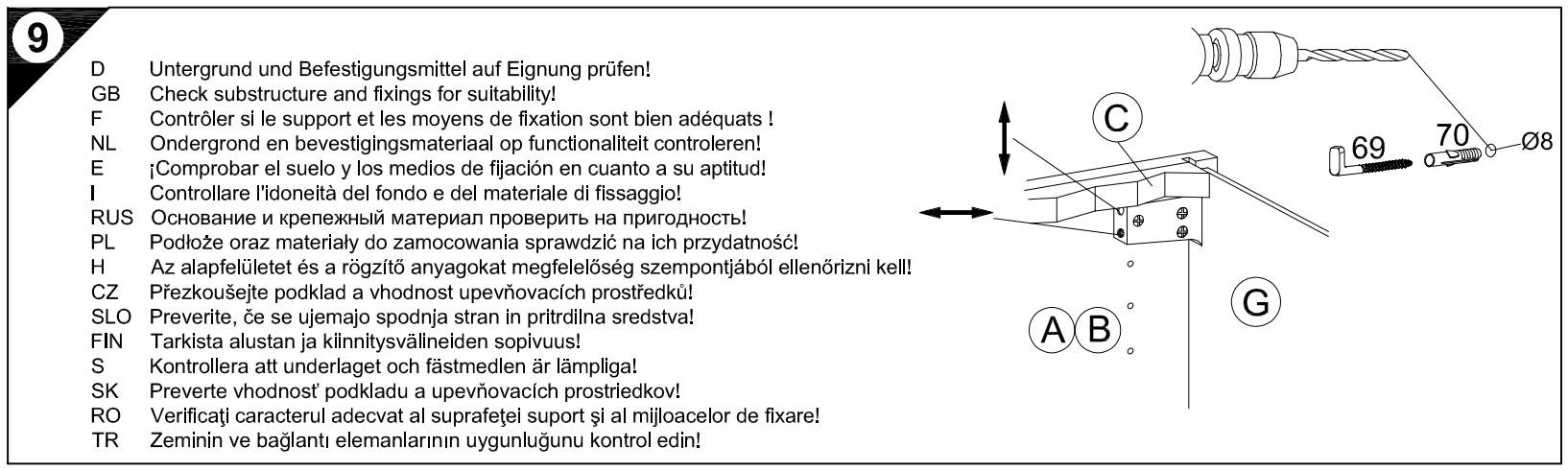

D Untergrund und Befestigungsmittel auf Eignung prüfen!
GB Check substructure and fixings for suitability!
F Contrôler si le support et les moyens de fixation sont bien adéquats !
NL Ondergrond en bevestigingsmateriaal op functionaliteit controleren!
E ¡Comprobar el suelo y los medios de fijación en cuanto a su aptitud!
I Controllare l'idoneità del fondo e del materiale di fissaggio!
RUS Основание и крепежный материал проверить на пригодность!
PL Podłoże oraz materiały do zamocowania sprawdzić na ich przydatność!
H Az alapfelületet és a rögzítő anyagokat megfelelőség szempontjából ellenőrizni kell!
CZ Přezkoušejte podklad a vhodnost upevňovacích prostředků!
SLO Preverite, če se ujemajo spodnja stran in pritrdilna sredstva!
FIN Tarkista alustan ja kiinnitysvälineiden sopivuus!
S Kontrollera att underlaget och fästmedlen är lämpliga!
SK Preverte vhodnosť podkladu a upevňovacích prostriedkov!
RO Verificaţi caracterul adecvat al suprafeţei suport şi al mijloacelor de fixare!
TR Zeminin ve bağlantı elemanlarının uygunluğunu kontrol edin!

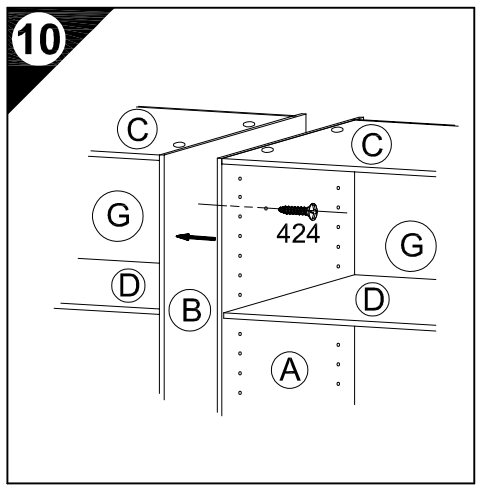

JAKA-BKL GmbH
Jaka Straße 3
D-32351 Stemwede-Wehdem

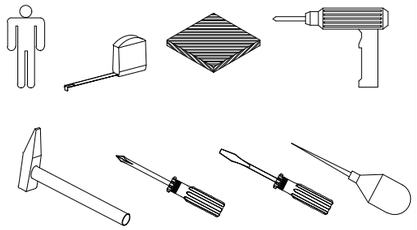

Service-Hotline
01805-678101
0,14€ pro Minute
++49 für Österreich
Auslandstarif pro Minute
service@jaka-bkl.de
voor Nederland en België
00800-40119350
benelux@jaka-bkl.de

Montageanleitung

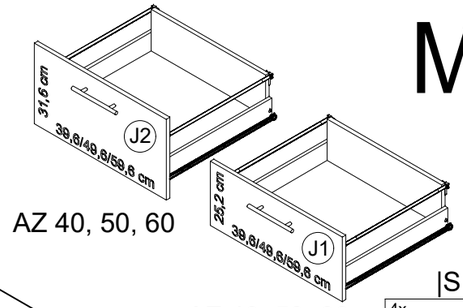

AZ 40, 50, 60

AZ 40, 50, 60

|S| + |S1|

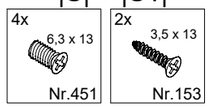

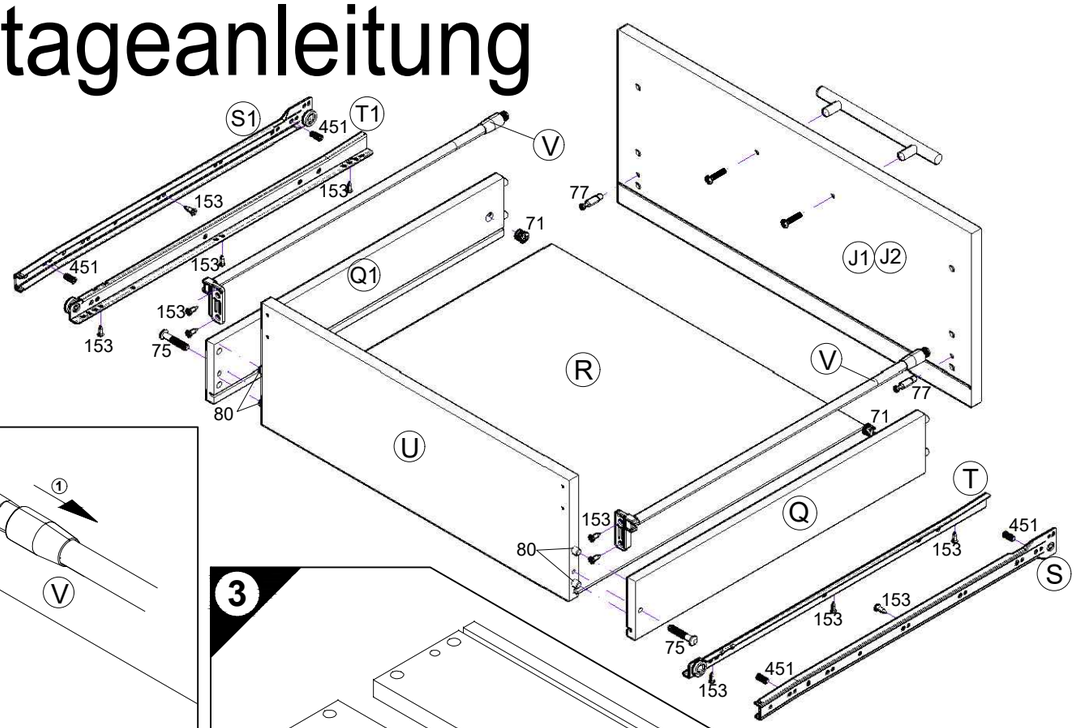

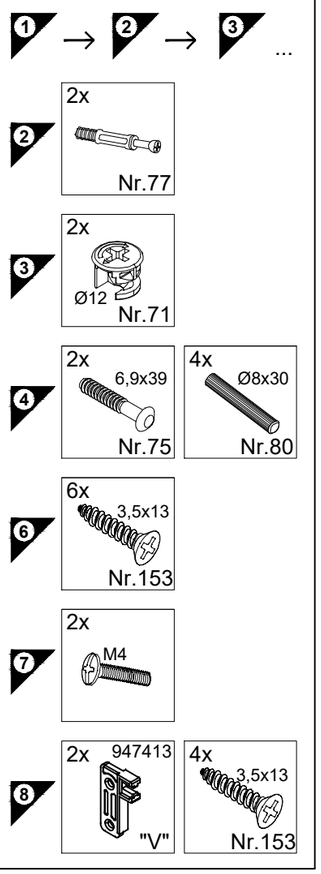

1

D Holzunterlage verwenden!
Front andrücken, scharfen Bohrer verwenden und mit wenig Druck durchbohren!

GB Use a wooden base!
Press front down, use sharp drill bit and, by applying slight pressure, drill a hole

F Utiliser un support en bois !
Appuyer sur la façade, utiliser un foret bien affûté et percer en appliquant une faible pression !

NL Houten onderlegger gebruiken!
Druk het front aan, gebruik een scherpe boor en oefen bij het boren weinig druk uit!

E ¡Utilizar una base de madera!
¡Presionar el frente, utilizar una broca afilada y taladrar con poca presión!

I Utilizzare una base di legno!
Appoggiare la facciata, utilizzare una punta di trapano affilata e trapanare esercitando solo una leggera pressione!

RUS Использовать деревянную подложку!
Прижать фасад, использовать острое сверло и просверлить с незначительным давлением!

PL Używać podkładkę z drewna!
Docisnąć front, użyć ostrego wiertła i przewiercić, używając małej siły nacisku!

H Alkalmazzon fa alátétet!
Nyomja le az előlapot, használjon éles fúrót, és kis nyomással fúrja át!

CZ Použijte dřevený podklad!
Přitlačte čelo, použijte ostrý vrták a provrtejte pomocí malého tlaku!

SLO Uporabite leseno podlago!
Pritisnite ličnico ter z ostrim svedrom in z majhnim pritiskom izvrtajte luknjo!

FIN Käytä puualustaa!
Paina etulevy paikoilleen, käytä terävää poranteräa ja poraa reikä vain kevyesti painamalla!

S Använd ett träunderlag!
Tryck fronten mot underlaget, använd vass borr och borra igenom med ett lätt tryck!

SK Použite drevený podklad!!
Pritlačte front, použite ostrý vrták a prevŕtajte miernym tlakom!

RO suport de lemn! Împingeţi frontul, utilizaţi un burghiu ascuţit şi perforaţi exercitând doar o presiune redusă!

TR Ahşap taban kullanın!
Önden bastırın, keskin matkap ucu kullanın ve az basınç uygulayarak delin!

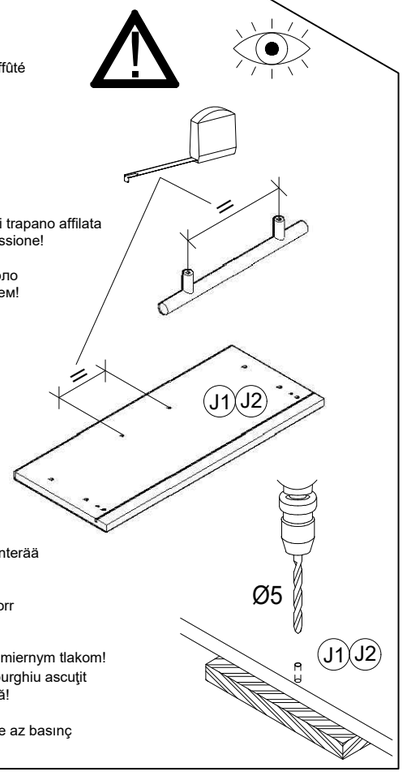

2

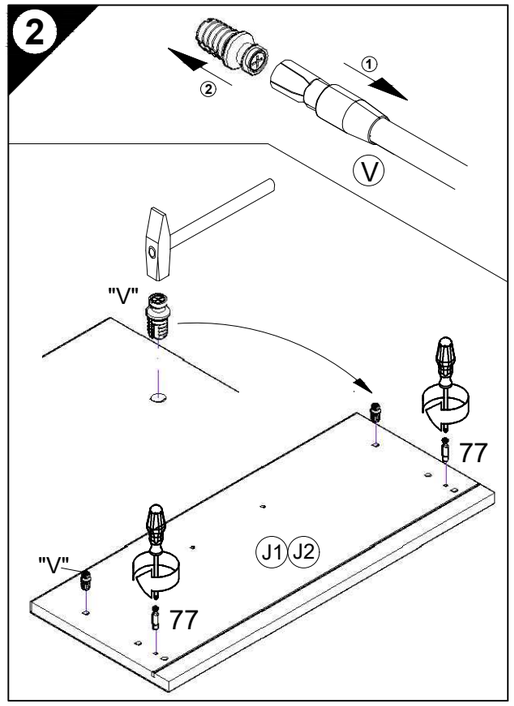

3

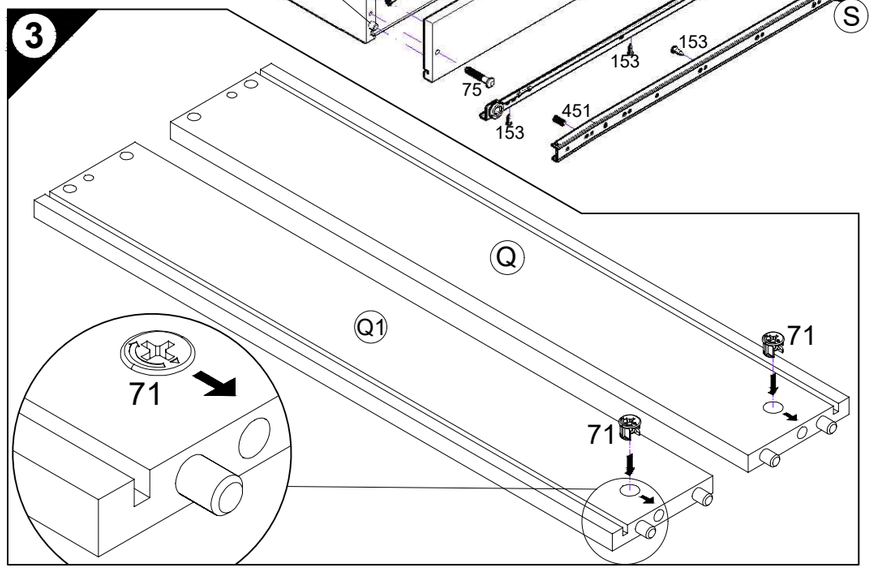

4

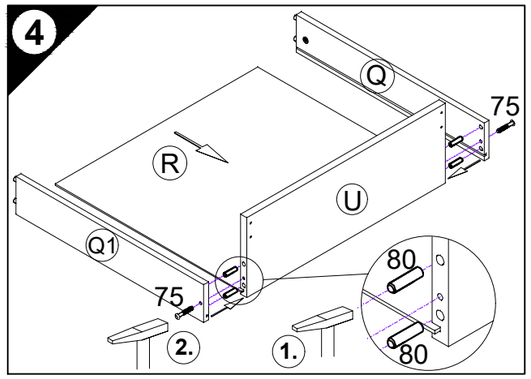

5

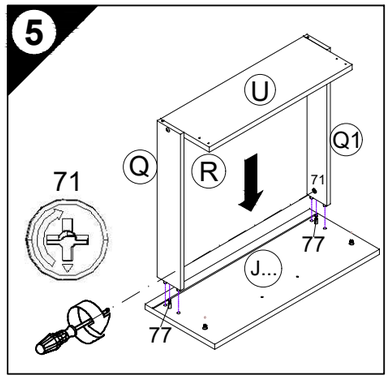

6

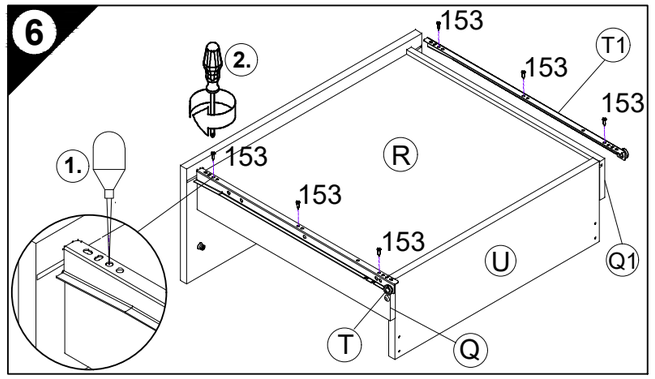

7

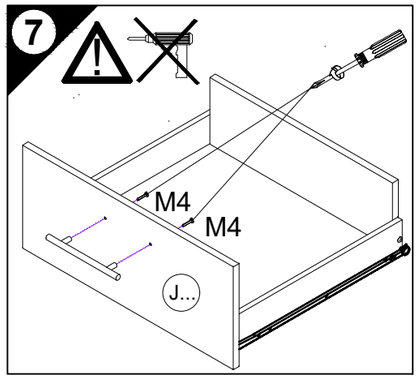

8

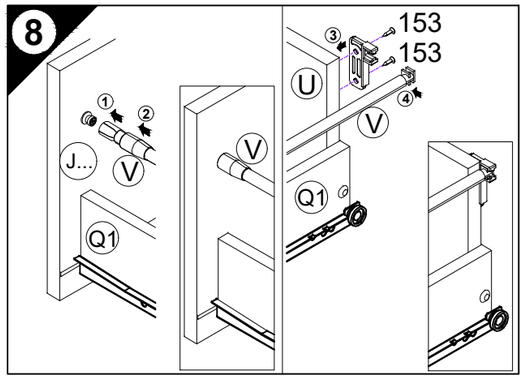

Ersatzteile/Spare parts/pièces de rechange/Reserveonderdelen/Piezas de recambio/Ricambi/Запасные части/Części zamienne/pótalkatrészek/Náhradní části/Nadomestni deli/varaosat/reservdelar/náhradné diely/Utilizaţi piese de schimb/Yedek parçalar

AZ 40	|J1| E947593	|J2| E947643	|Q| E947400	|Q1| E947401	|R| E970152	|S| E946155	|S1| E946155	|T| E946155	|T1| E946155	|U| E947410	|V| E947413
AZ 50	|J1| E947592	|J2| E947644	|Q| E947400	|Q1| E947401	|R| E970151	|S| E946155	|S1| E946155	|T| E946155	|T1| E946155	|U| E947411	|V| E947413
AZ 60	|J1| E947591	|J2| E947645	|Q| E947400	|Q1| E947401	|R| E970150	|S| E946155	|S1| E946155	|T| E946155	|T1| E946155	|U| E947412	|V| E947413

500651.2C 02/24 sl